


Euphoria is applied with our trowel Kit/I in one coat, after the preparation of the surface with our Primus Naturale.

When the wall is dry, Vetro Lucido is applied on top for a warranty of complete washability. Euphoria can be matched with Oro Puro and Oro Bianco, which can be applied on any surface.



Step 1 - Start applying Primus Naturale.




Step 2 - If necessary, prepare the shade with Euphoria.




Step 3 - Mix the product until it's homogeneous.



Step 4 - Apply with our trowel Kit/I in one coat.



Step 5 - Let the product dry.



Step 6 - Apply Vetro Lucido with our roller PE15.

Coverage

Packages	mq/lt	LT. 15	LT. 5
Primus Naturale Art. 1030	6-7	90 mq	30 mq

Packages	mq/lt	KG. 8	KG. 4
Euphoria Art. 2110	1	8 kg	4 kg

Packages	mq/lt	LT. 2,5	LT. 1
Vetro Lucido Art. 1019	7-8	17,5 mq	7 mq

Formulae

Packages		LT. 8	LT. 4
Euphoria Art. 2110	E1	186 ml	93 ml
	E2	62 ml	31 ml
	E3	20 ml	10 ml
	E4	7 ml	3,5 ml

Does not contains solvents - Not inflammable - Washable

Regulatory information

EU VOC limit for this product (cat.A/I): 200 g/l (2010)
Maximum VOC content 40 g/l

Hazard Identification

EUH208: It Contains a mixture of: 5-chloro-2-methyl-4-isothiazolin-3-one; 2-methyl-2H-isothiazol-3-one (3:1).
It may cause an allergic reaction.

GIORGIO GRAESAN
and Friends

[Home](#)

[About Us](#)

[Contact us](#)

[Showroom](#)

[Dealers](#)

[Decorators](#)

[News](#)

[Videos](#)

[Hints](#)

[Samples](#)

[Security sheets](#)

[Technical sheets](#)

[Buy Online](#)



Designed and Made in Italy

Giorgio Graesan & Friends Sas di Shila Graesan
VAT # IT05374620960

[Cookie Preferences](#)