



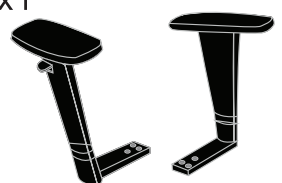









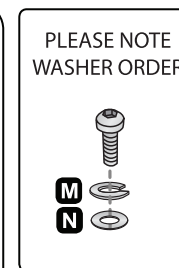
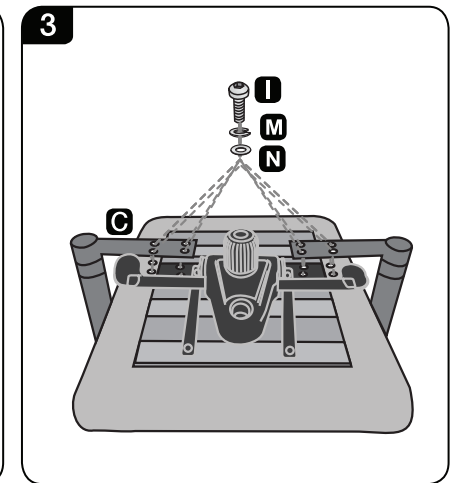
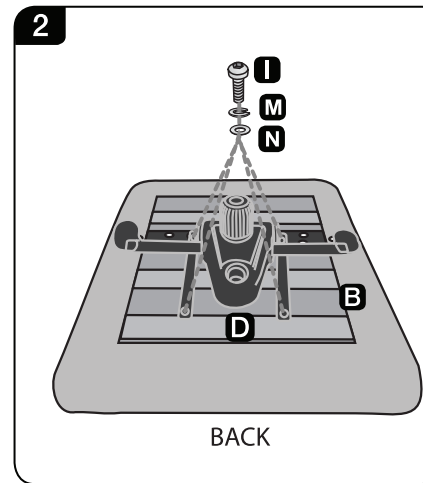
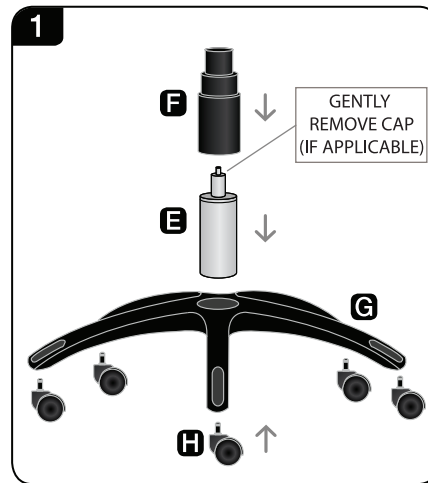


A x1 	E x1 
B x1 	F x1 
C x1 	G x1 
D x1 	H x5 
I x12 M8X16 mm 	J x4 M8X25 mm 
	K x2 
	L 
	M x16 
	N x16 



Warranty and Care

Warranty

Warranty against defects

Notification for Australian Consumers

Our goods come with guarantees that cannot be excluded under Australian consumer law. You are entitled to a replacement or refund for a major failure and for compensation for any other reasonably foreseeable loss or damage. You are also entitled to have the goods repaired or replaced if the goods fail to be of acceptable quality and the failure does not amount to a major failure.

Duration of warranty

Warranty duration of 12 months from purchase date. For current information visit www.battlebull.com/warranty.

How to make a claim

Return the product to your original point of purchase for the duration of the warranty. Please verify the return policy with the retailer where you purchased your product.

Expenses

You will need to pay shipping and handling charges, as well as any applicable tariffs, duties, taxes or other fees.

For more info or to contact us visit www.battlebull.com



Care instructions

Do not leave the chair in direct sunlight. This may cause deterioration of plastic parts.

If cleaning is required, Use a damp cloth. For more stubborn marks, place cleaning solution onto a soft cloth and gently rub. Do not place cleaning solution directly onto chair. Do not use abrasive cleaners. (We recommend Pledge cleaner)

Keep surrounding areas clear to avoid collision.

Please use levers and handles carefully, rough handling may cause damage. Watch your fingers when adjusting the backrest angle.

Do not stand on the chair or place any heavy objects on the chair or armrests.

Ensure centre of gravity is on the hydraulic unit during use.