



Made to Measure Doors and Matching Accessories





Bella

The Bella Range has been leading the way in the KBB market for over 24 years and is much loved by all customers old and new. A fully made-to-measure range in 40 colours and 29 styles it has something for every taste.

Any colour, any style, any size and despatched within 7 days truly reflects the versatility of the Bella range. From high gloss to matt, solid colours to beautiful woodgrains, Bella is the door of choice for many BA dealers.

- Market leader in made to measure vinyl wrapped doors.
- Available in kitchen, bedroom, bathroom, sloping and non standard sizes.
- Available in 40 colour options and 29 door styles.
- Complemented with a wide range of matching accessories.
- 18mm MDF with vinyl wrapped surface finishes in matt and gloss PVC and PET.
- Bella doors panels are FSC® or PEFC certified and a selection have attained the FIRA gold award.
- The Bella range carries a 6 year guarantee.
- Manufactured and despatched within 7 working days.



Cert No. PC0051

The FIRA Gold Award is the ultimate mark of product excellence within the furniture industry and provides a solid reassurance that a product meets all necessary standards.


A selection of Bella doors have been tested by FIRA and achieved the FIRA gold award. Tests : BS 6222-3.

The manufacturers board references listed below are for guidance only. Check colour samples from your board supplier for your own approval. As an alternative to matching melamine boards we can supply you with matching vinyl wrapped panels or matching self adhesive vinyl (see pages 93 & 97). Note: The backs of High Gloss Colours are standard matt finish.

(F)		(P)		(P)		(P)		(P)		(P)	
	High Gloss White		High Gloss Cream		High Gloss Light Grey		High Gloss Dust Grey		High Gloss Cashmere		Porcelain White
	Back Colour: Matching Egger: W980 Kronospan: K101 Pfleiderer: W300 Finsa: White 020		Back Colour: Matching Egger: U104 Kronospan: U514 or 7031 Pfleiderer: U1306 Finsa: Contempo Ivory 65B		Back Colour: Matching Egger: U708 Kronospan: 0112 Pfleiderer: U1188 Finsa: U12 Natural Grey		Back Colour: Matching Egger: U732 Kronospan: 0171 Slate Grey Pfleiderer: U12150 Finsa: Gris Tormenta 09F		Back Colour: Matching Egger: U702 Kronospan: 5981 Pfleiderer: U1168 Finsa: Gris Coco 15R		Back Colour: Matching Egger: W1100 Alpine white
(F)		(F)		(P)		(P)		(P)		(F)	
	Satin White		Super White Ash		Alabaster		Ivory		Vanilla		Opengrain White
	Back Colour: Matching Egger: W980 Kronospan: K101 Pfleiderer: W300 Finsa: White 020		Back Colour: Matching Egger: W980 Kronospan: K101 Pfleiderer: W300 Finsa: White 020		Back Colour: Matching Egger: U104 Kronospan: U514 Pfleiderer: U1303 Finsa: Contempo Ivory 65B		Back Colour: Matching Egger: U222 Kronospan: U564 Pfleiderer: U1358 Finsa: Crema 005		Back Colour: Matching Egger: U108 Kronospan: U9569 Pfleiderer: U116		Back Colour: Matching Egger: W980 Kronospan: K101 Pfleiderer: W300 Finsa: White 020
(P)		(P)		(P)		(P)		(P)		(P)	
	Oakgrain Cream		Oakgrain Mussel		Oakgrain Cashmere		Oakgrain Grey		Matt Mussel		Matt Pebble
	Back Colour: Matching Egger: U104 Kronospan: U514 Pfleiderer: U1303 Finsa: Contempo Ivory 65B		Back Colour: Matching Pfleiderer: U1331 Finsa: Gris Porrino 194		Back Colour: Matching Egger: U702 Kronospan: 5981 Pfleiderer: U1168 Finsa: Gris Coco 15R		Back Colour: Matching Egger: U708 Kronospan: 0112 Finsa: U12 Natural Grey Pfleiderer: U1188		Back Colour: Matching Kronospan: 5982 Pfleiderer: U1331 Finsa: Gris Porrino 194		Back Colour: Matching Egger: U201
(P)		(P)		(P)		(P)		(P)		(P)	
	Matt Cashmere		Matt Dove Grey		Matt Dakkar		Matt Taupe		Matt Stone Grey		Matt Denim
	Back Colour: Matching Egger: U702 Kronospan: 5981 Pfleiderer: U1168 Finsa: Gris Coco 15R		Back Colour: Matching Egger: U708 Kronospan: 0112 Finsa: U12 Natural Grey Pfleiderer: U1188		Back Colour: Matching Egger: U717 Kronospan: 5984 Pfleiderer: U1190 Finsa: Duna 20R		Back Colour: Matching Egger: U741 ST9		Back Colour: Matching Egger: U727 Kronospan: K096 Finsa: 40Y Mineral Grey Pfleiderer: U1184		Back Colour: Matching Egger: U540 Pfleiderer: U18002 (U1717)



The following door styles are not available in gloss colours: Aldridge, Austin, Buxton, Chester, Elland, Euroline, Helmsley, Integra, Knebworth, Newport, Oakham, Segreto, Shaker, Stratford, Surrey, Tullymore, Warwick and Westbury.



Matt Blush Pink

Back Colour: Matching
Egger: U325




Matt Colonial Blue

Back Colour: Matching
Kronospan: 5994 Alby Blue




Matt Sage Green

Back Colour: Matching
Egger: U604 Reed Green




Matt Kombu Green

Back Colour: Matching
Pfleiderer: U19008




Matt Graphite

Back Colour: Matching
Egger: U961



Matt Black

Back Colour: Matching
Egger: U999
Finsa: Negro



Supermatt White

Back Colour: Matching
Kronospan: 8100 Pearl White




Supermatt Light Grey

Back Colour: Matching
Egger: U708
Kronospan: 0112
Finsa: U12 Natural Grey
Pfleiderer: U1188




Supermatt Dust Grey

Back Colour: Matching
Egger: U732
Kronospan: 0171 Slate Grey
Finsa: Gris Tormenta 09F
Pfleiderer: U12150




Supermatt Indigo Blue

Back Colour: Matching
Pfleiderer: U17500




London Concrete

Back Colour: Light Grey
Use matching vinyl wrapped panels or self adhesive vinyl (see pages 93 & 97).




Urban Oak

Back Colour: Matching
Kronospan: K005
Oyster
Urban Oak




Halifax White Oak

Back Colour: Matching
Egger: H1176 ST22



Halifax Natural Oak

Back Colour: Matching
Egger: H1180 ST22



Lissa Oak

Back Colour: Matching
Kronospan: D8925
Pfleiderer: R4276
Finsa: 49D



Paintable

Back Colour: Light Grey
Use matching vinyl wrapped panels or self adhesive vinyl (see pages 93 & 97).



Paintable Vinyl

Paintable vinyl is suitable for hand or spray painting.

For details on paint type, application or approved painting service companies see page 154 for Help & Support.

BOARD MANUFACTURERS DISTRIBUTOR DETAILS:

www.eggerstockists.com/product-type-search.php

www.pfleiderer.co.uk/distributors

www.finsa.com (click tools, click distributors, click Superpan Tech)

Contact Kronospan on Tel: **01691 773361**

CERTIFICATIONS

Colours marked **(P)** are PEFC Certified.

Colours marked **(F)** are FSC Certified.

Bella

Door Styles & Specifications

NEW
New styles available


Made to Measure


7 day despatch

STYLE SPECIFICATIONS

(Unless specified at individual door style)

Drawer Fronts

Min H 60mm, Max H 282mm.
Min W 100mm, Max W 1200mm.

Standard Doors

Min H 283mm, Max H 1699mm.
Min W 100mm, Max W 1200mm.

Tall Doors

Min H 1700mm, Max H 2540mm.
Min W 100mm, Max W 1200mm W.
Max door size is 2540mm H x 1200mm W.

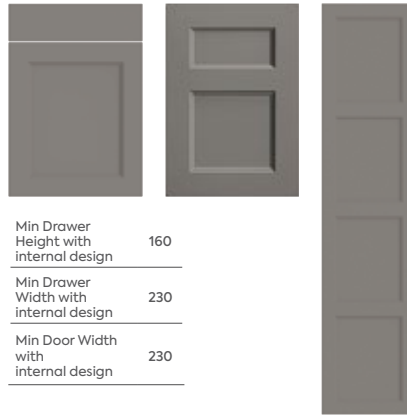
Tall door designs with two panels will be supplied with the mid rail at 655mm from the bottom edge to the centre of the mid rail as standard unless otherwise specified.

Doors for Corner Cabinets

Doors can be supplied with either the left or right side edge square. Available up to Max. 1699mm H.

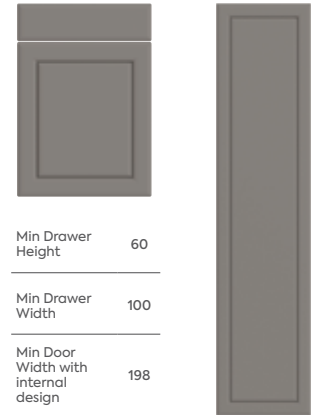
Aldridge

(Not available in High Gloss Colours)



Min Drawer Height with internal design	160
Min Drawer Width with internal design	230
Min Door Width with internal design	230

Ashford




Min Drawer Height	60
Min Drawer Width	100
Min Door Width with internal design	198

For detailed door panel configurations on this style please download the Technical Specification from MyBA or contact Customer Services.

Austin

(Not available in High Gloss Colours)

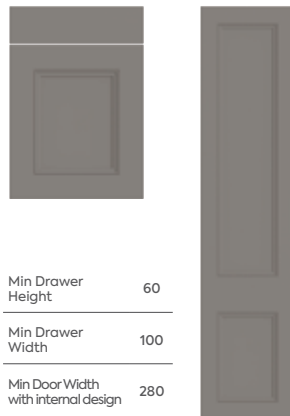


Austin drawer front will be vertical as standard

Min Drawer Height	60
Min Drawer Width	196
Min Door Width with internal design	196

Buxton

(Not available in High Gloss Colours)



Min Drawer Height	60
Min Drawer Width	100
Min Door Width with internal design	280

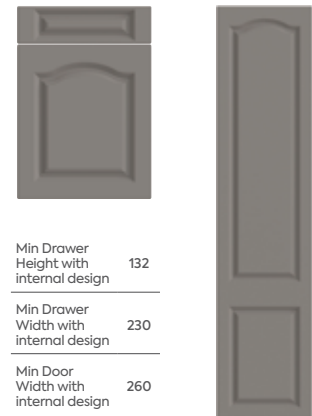
Cambridge



Depth of route 8mm

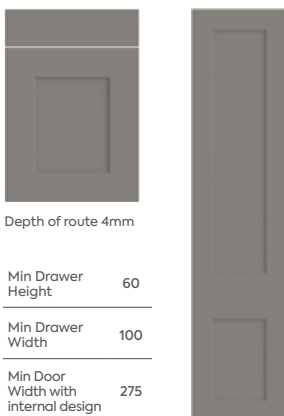
Min Drawer Height	60
Min Drawer Width	100
Min Door Width with internal design	275

Canterbury



Min Drawer Height with internal design	132
Min Drawer Width with internal design	230
Min Door Width with internal design	260

Carrick

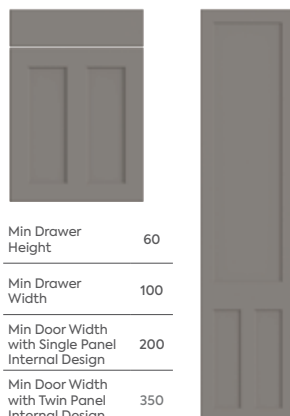


Depth of route 4mm

Min Drawer Height	60
Min Drawer Width	100
Min Door Width with internal design	275

Chester

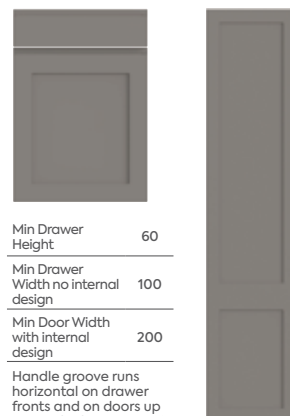
(Not available in High Gloss Colours)



Min Drawer Height	60
Min Drawer Width	100
Min Door Width with Single Panel Internal Design	200
Min Door Width with Twin Panel Internal Design	350

Elland

(Not available in High Gloss Colours)

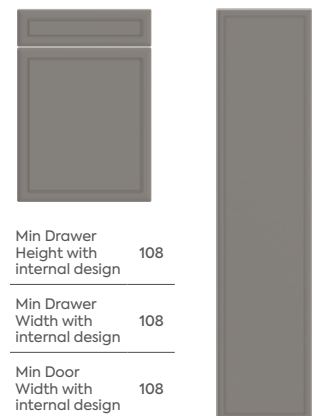


Min Drawer Height	60
Min Drawer Width no internal design	100
Min Door Width with internal design	200

Handle groove runs horizontal on drawer fronts and on doors up to 1245 high. Doors 1246 and above the handle groove runs vertical.

Euroline

(Not available in High Gloss Colours)



Min Drawer Height with internal design	108
Min Drawer Width with internal design	108
Min Door Width with internal design	108

Helmsley

(Not available in High Gloss Colours)



Min Drawer Height	121
Min Drawer Width no internal design	121
Min Door Width with Internal Design	265

Integra (Full Handle Option)

(Not available in High Gloss Colours)



Min Drawer Height	60
Min Drawer/Door Width	240

Handle groove on drawer fronts and doors up to 1699 high have a groove on the top. Doors 1700 high and above have a groove on the L/R side.

Integra

(Not available in High Gloss Colours)



Min Drawer Height	60
Min Drawer/Door Width	240

Handle groove on drawer fronts and doors up to 1699 high have a 200mm long groove on the top. Doors 1700 high and above have a 900mm long groove on the L/R side.

Knebworth (Stopped Handle Option)

(Not available in High Gloss Colours)



Left hand Door Right hand Door

Min Drawer Height	60
Min Drawer/Door Width	250

The Knebworth door style is available with a left or right hand stopped handle option as shown above. The handle groove is 200mm long.

Knebworth

(Not available in High Gloss Colours)



Min Drawer Height	60
Min Drawer / Door Width	100

Handle groove runs horizontal on drawer fronts and on doors up to 1245 high. Doors 1246 and above the handle groove runs vertical.

Lazio



Min Drawer Height	120
Min Drawer/Door Width	240

The Lazio design incorporates the handle. Specify the handle colour option when ordering. See page 143.


Lincoln



Min Drawer Height	60
Min Drawer/Door Width	100

Newport

(Not available in High Gloss Colours)



Min Drawer Height with internal design	100
Min Drawer Width with internal design	240

Min Door Width with internal design 240

Oakham

(Not available in High Gloss Colours)



Min Drawer Height	60
Min Drawer Width	100

Min Door Width with Internal Design 155

Palermo



Min Drawer Height with internal design	132
--	-----

Min Drawer Width with internal design	230
---------------------------------------	-----

Min Door Width with internal design 246

Pisa



Min Drawer Height	60
-------------------	----

Min Drawer/Door Width 100

Richmond



Min Drawer Height	60
-------------------	----

Min Drawer Width	100
------------------	-----

Min Door Width with internal design 210

Bella

Door Styles & Specifications

NEW
New styles available


Made to Measure


7 day despatch

Segreto

(Not available in High Gloss Colours)




Min Drawer Height	90
Min Drawer/Door Width	250

The Segreto design incorporates the handle. Specify the handle colour option when ordering. See page 143.

Shaker

(Not available in High Gloss Colours)



Min Drawer Height	60
Min Drawer Width	100
Min Door Width with internal design	220

Stratford

(Not available in High Gloss Colours)

NEW



Min Drawer Height	60
Min Drawer Width	100
Min Door Width with Single Panel Internal Design	185
Min Door Width with Multi Panel Internal Design	300

All doors greater than 1699 H will have single panel design

For detailed door panel configurations on this style please download the Technical Specification from MyBA or contact Customer Services.

Surrey

(Not available in High Gloss Colours)



Min Drawer Height with internal design	100
Min Drawer Width with internal design	242
Min Door Width with internal design	242

Tullymore

(Not available in High Gloss Colours)



Min Drawer Height with internal design	100
Min Drawer Width with internal design	100
Min Door Width with internal design	240

Doors from 100mm > 239mm width will have outer lines only and no centre panel.

Venice



Min Drawer Height	60
Min Drawer/Door Width	100

Warwick

(Not available in High Gloss Colours)



Min Drawer Height	100
Min Drawer Width	260
Min Door Width with internal design	260

Westbury

(Not available in High Gloss Colours)



Min Drawer Height	60
Min Drawer Width	100
Min Door Width with internal design	245

York



Min Drawer Height	140
Min Drawer Width	212
Min Door Width with internal design	246

Technical specification

- All doors and drawer fronts are 18mm thick.
- See pages 80-81 for details of colours and board matches.
- Available in any size within the specifications below.

Drawer Fronts

- Minimum height 60mm, maximum height 282mm.
- Minimum width 100mm, maximum width 1200mm.
- Drawer Fronts are supplied with horizontal grain.

Standard Doors

- Minimum height 283mm, maximum height 1699mm.
- Minimum width 100mm, maximum width 1200mm.
(See pages 82-84 for internal design min. dimensions)

Tall Doors

- Minimum height 1700mm, maximum height 2540mm.
- Minimum width 100mm, maximum width 1200mm.
(See pages 82-84 for internal design min. dimensions)
- The maximum door size is 2540mm H x 1200mm W.
- Standard and tall doors are supplied with vertical grain in all colours.

Tall door designs with two panels will be supplied with the mid rail at 655mm from the bottom edge to the centre of the mid rail as standard unless otherwise specified.

Doors for Corner Cabinets

Doors can be supplied with either the left or right side edge square. Available up to Max. 1699mm high.

Horizontal Grain

Available in all woodgrain colour options up to Maximum 1200mm high. Horizontal grain is also supplied with Wine Rack Fronts and Canopies. PVC'd panels are manufactured as specified.

High Gloss Colours

High gloss finishes are manufactured using a heavier gauge vinyl and definition can be less sharp on doors, panels and accessories with more detailed designs.

The following door styles are not available in gloss colours - Aldridge, Austin, Buxton, Chester, Elland, Euroline, Helmsley, Integra, Knebworth, Newport, Oakham, Segreto, Shaker, Stratford, Surrey, Tullymore, Warwick and Westbury.

Size H x W	Size H x W	Size H x W	Size H x W	Size H x W
115 x 396	355 x 796	715 x 596	1245 x 396	1735 x 996
115 x 496	355 x 896	715 x 796	1245 x 496	1735 x 1200
115 x 596	355 x 996	715 x 996	1245 x 596	2155 x 296
140 x 296	415 x 396	715 x 1200	1245 x 796	2155 x 396
140 x 396	415 x 446	895 x 296	1245 x 996	2155 x 446
140 x 440	415 x 496	895 x 396	1245 x 1200	2155 x 496
140 x 496	415 x 596	895 x 446	1375 x 396	2155 x 596
140 x 596	450 x 596	895 x 496	1375 x 496	2155 x 796
140 x 796	490 x 596	895 x 596	1435 x 396	2155 x 996
140 x 896	535 x 396	900 x 296	1435 x 496	2155 x 1200
140 x 996	535 x 396	900 x 396	1435 x 796	2250 x 296
175 x 396	535 x 496	900 x 446	1435 x 996	2250 x 396
175 x 496	570 x 296	900 x 496	1435 x 1200	2250 x 446
175 x 596	570 x 396	900 x 596	1450 x 396	2250 x 496
175 x 796	570 x 446	900 x 796	1450 x 496	2250 x 596
175 x 996	570 x 496	900 x 996	1495 x 396	2400 x 296
215 x 396	570 x 596	900 x 1200	1495 x 446	2400 x 396
215 x 496	645 x 596	980 x 596	1495 x 496	2400 x 446
215 x 596	650 x 296	1055 x 396	1495 x 596	2400 x 496
215 x 796	650 x 396	1055 x 446	1495 x 796	2400 x 596
215 x 996	650 x 446	1055 x 496	1495 x 996	2540 x 296
283 x 496	650 x 496	1055 x 596	1495 x 1200	2540 x 396
283 x 596	650 x 596	1060 x 396	1735 x 296	2540 x 446
283 x 796	715 x 146	1060 x 446	1735 x 396	2540 x 496
283 x 896	715 x 296	1060 x 496	1735 x 446	2540 x 596
283 x 996	715 x 396	1060 x 596	1735 x 496	2540 x 796
355 x 496	715 x 446	1060 x 596	1735 x 596	2540 x 996
355 x 596	715 x 496	1245 x 296	1735 x 796	2540 x 1200

STANDARD SIZES

Above shows standard size kitchen and bedroom doors and drawer fronts.

MADE TO MEASURE DOOR SURCHARGES

For Pricing of Made to Measure Doors and Drawer Fronts, use next standard size up and add 10% to the price.

DOOR STYLES SURCHARGES

The following styles have additional surcharges added to the relevant base door price. (Drawer front prices not affected).

Carrick, Oakham, Richmond, Shaker, Tullymore and Warwick styles +10%. Buxton, Cambridge, Chester, Helmsley

and Stratford doors have a 20% surcharge. Knebworth doors and drawer fronts have a 10% surcharge. Aldridge and Elland doors and drawer fronts have a 20% surcharge. (Aldridge drawer fronts above 159mm H).

SLOPING DOORS SURCHARGES

Sloping Doors have an additional 50% surcharge added to the relevant base door price.


FRAMES & FEATURE DOORS

For Frame, Glazing and Feature Doors see pages 88-89.

HINGE HOLES

35mm diameter x 13mm depth.

CORNICE AND LIGHT PELMET



Classic Cornice

74mm High when fixed. 3050mm L
Code: **ACLASCOR**
Not available in London Concrete.

MULTI-PURPOSE RAIL OPTIONS



Multi-Purpose Rail

55mm x 36mm x 3050mm L
Code: **AMPR**



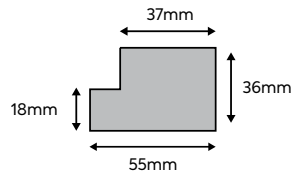
Curved Multi-Purpose Rail

320mm x 320mm x 36mm.
For use as cornice and pelmet.
Fits flush with door face.
Code: **ACMPR**



Bullnose Cornice/Pelmet

48mm High when fixed. 3050mm L
Code: **ABULCP**



Can be used for various applications including cornice, pelmet, gable ends, pilasters and to box around a group of Cabinets.

Panel & Top Options

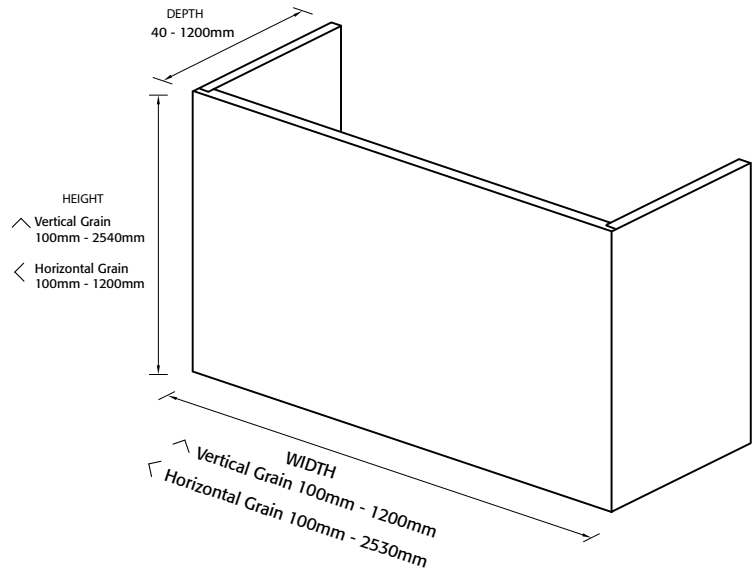
Square edge, profiled edge, T & G, and shaped panels and tops

- All panels/tops are available in 18mm and 25mm thick options. See page 80–81 for Back Colour on 18mm. The Back Colour on 25mm is white and FSC® certified. A 3mm edge profile is supplied on 25mm panels.
- 18mm and 25mm panels/tops are available in all colours except T&G panels which are not available in high gloss colours.
- Max size we can supply is 2540mm long x 1200mm deep.



Wrap Around C-Panel

- All panels are 18mm thick and when constructed will have no visible raw edges.
- All panels supplied with a doweled Butt joint for easy assembly.
- Handle-less Rail End Panels - use **C-Panel** with depth of 45mm.
- All panels are vertical grain unless otherwise specified.

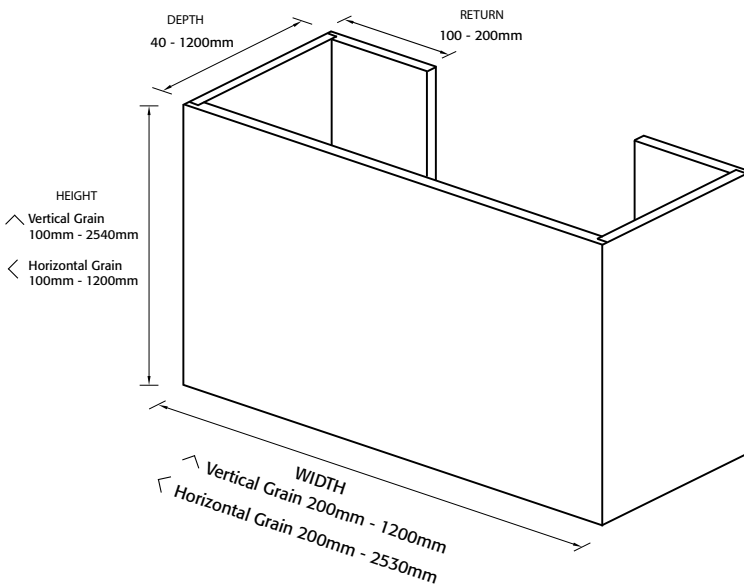


Wrap Around C-Panel

Price per m² (3 panels)
Code: APWABC

Wrap Around G-Panel

- All panels are 18mm thick and when constructed will have no visible raw edges.
- All panels supplied with a doweled Butt joint for easy assembly.
- All panels are vertical grain unless otherwise specified.
- For widths 400mm or less returns should be 100mm.



Wrap Around G-Panel

Price per m² (5 panels)
Code: APWABG

Pilaster Options



Classic Pilasters

100mm W x 18mm D x 885mm L. Code: **ACPIL 8**
 100mm W x 18mm D x 940mm L. Code: **ACPIL 9**

Canopy Options



Plain Canopy

450mm H x 1100mm W (Can be reduced to 720mm W).
 Base board supplied. Code: **APCANOPY**

Pelmet Options



Arched Pelmet

Available in any length from 360mm > 2540mm
 360mm to 1200mm L = 120mm H,
 1201mm to 2540mm L = 200mm H
 Code: **AARP**

Scroll Panel Options



Scroll End Panel (excludes shelf)

1050mm H x 350mm D (720mm H Cabinet)
 1230mm H x 350mm D (900mm H Cabinet)
 Plain Panels (Handed)
 720 LH Code: **APSE7L**
 720 RH Code: **APSE7R**
 900 LH Code: **APSE9L**
 900 RH Code: **APSE9R**

T&G Panels (Handed)
 720 LH Code: **ATGSE7L**
 720 RH Code: **ATGSE7R**
 900 LH Code: **ATGSE9L**
 900 RH Code: **ATGSE9R**
Not available in High Gloss Colours

Wine Rack Options



Plain Wine Rack Front
 715mm x 150mm 4 bottle Code: APWRF1
 715mm x 296mm 8 bottle Code: APWRF2
 715mm x 496mm 16 bottle Code: APWRF4



Heat Deflectors
 For use with a 600mm Single Oven
 (fitted into a tall appliance tower cabinet)
 Code: APHD7
 For use with a 900mm Double Oven
 (fitted into a tall appliance tower cabinet)
 Code: APHD9
 For use with a 600mm Single Oven
 (fitted into a Built-Under Oven cabinet)
 Code: APHD6

General Accessories



Wall End Shelf Unit
 Unassembled
 720mm H x 300mm W x 300mm D
 Code: AWALL720
 900mm H x 300mm W x 300mm D
 Code: AWALL900



Base End Shelf Unit
 Unassembled
 720mm H x 300mm W x 570mm D
 (Right hand shown)
 Code: ABASEL (Left hand)
 Code: ABASER (Right hand)



Pre glued Edging Tape
 22mm X 50M Code: AEDGING
 Urban Oak is supplied as 22mm x 100M
 Code: AEDG100
 High Gloss Colours have a matt finish except
 for High Gloss White and High Gloss Cashmere.
 Not available in Matt Taupe, Matt Pebble or
 Matt Sage Green.



Self Adhesive Vinyl
 Peel & Stick Vinyl 620mm W
 Price per linear metre.
 Code: ASAF - 620mm W
 Code: A25SAF - 25M Roll



Vinyl
 Non Adhesive Vinyl.
 1400mm W
 Price per linear metre.
 Code: AFOIL1400

General Accessories



PVC'd Plinth

Can be supplied any height between 100mm and 200mm. 2540mm L. Code: **APLINTHPVCSQ**



Aluminium Plinth

150mm H x 3M L. Pack of 12 clips included. Code: **AAP**



PVC'd Profiled Plinth

Can be supplied any height between 100mm and 200mm. 2540mm L. Code: **APLINTHPVCPR**



Dentil Rail (excludes cornice & panel)

2540mm L x 60mm H. Code: **ADENR**

Corner Posts



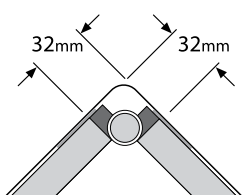
Corner Post shown on wall cabinet



Corner Post shown on base cabinet



Internal Corner Post*
720H x 80 x 80. L-Shape, 2 piece. Code: ACORNER80



Hinged Corner Post

715mm. Complete with all fixings.

Note: Reduce door widths as illustration. Where door edges fix to post - order square edge.

Stainless steel Code: AHCPSS
Satin chrome Code: AHCPSC



Corner Post

720mm L X 30mm x 30mm.
Code: ACORNER30

720mm L X 40mm x 40mm.
Code: ACORNER40

*See page 128 & 129 for corner planning details.
See page 92 for full accessory colour options available.