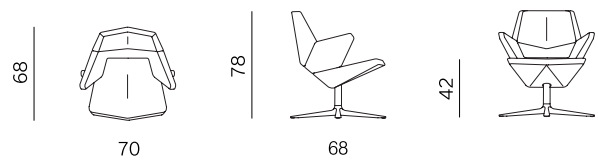




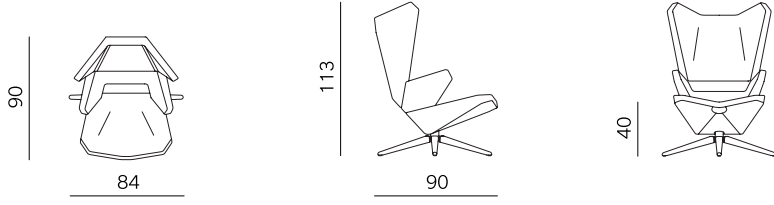
DESIGN: NUMEN / FOR USE

Trifidæ are a family of seats consisting of three different armchairs, deriving from a single typological and formal origin. Consisting of three separate parts, the small armchair, high backrest armchair and the enclosing lounge chair share the same triangulated form with the focal point in the central part, embracing the user's lumbar area and functioning as an armrest. The tilting of the three parts of the armchairs resembles closing and openings of the petals of flower buds. Regardless to the fact that the small armchair differs in size and form from the others, while the high and the big chair share the same base and the armrest, all three are perceived as neighbouring elements in progressive series. The alternation of the backrest of two bigger chairs results in different characters of the objects. Application of the enclosing backrest provides an introverted, expressive chair, protecting it's user from his/her surrounding, while the use of the slim, high backrest ends up in an open, extrovert personality and usage of the chair.

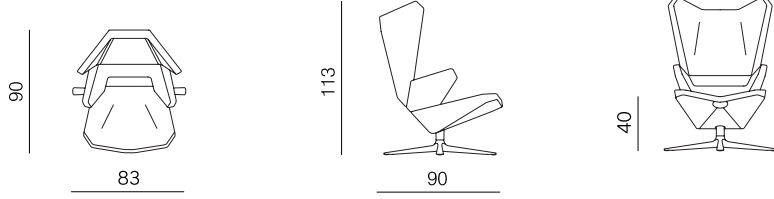
| | |
|------------|---------------------------------------|
| SEAT | moulded foam, metal frame |
| BACKREST | moulded foam, metal frame |
| BASE | metal / solid wood |
| FINISH | powder coated matt / high quality oil |
| UPHOLSTERY | fabric / leather |



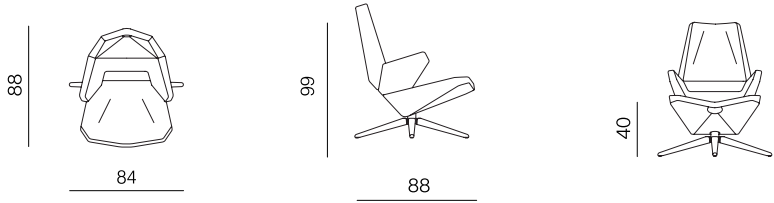
LOUNGE CHAIR WITH WOODEN BASE / FOTELJA S DRVENOM BAZOM



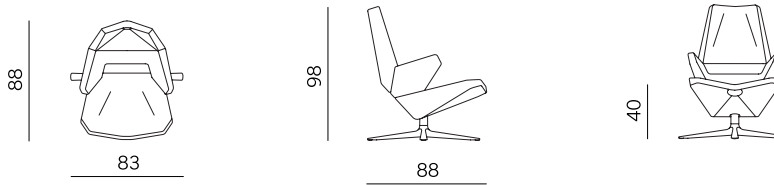
LOUNGE CHAIR WITH METAL BASE / FOTELJA S METALNOM BAZOM



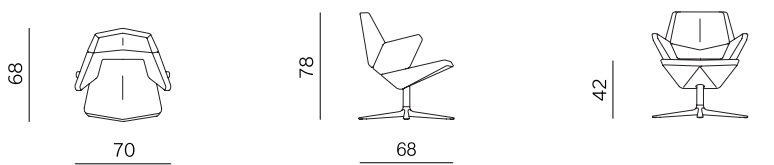
ARMCHAIR WITH WOODEN BASE / FOTELJA S DRVENOM BAZOM



ARMCHAIR WITH WOODEN BASE / FOTELJA S DRVENOM BAZOM



EASY CHAIR WITH METAL BASE / NASLONJAČ S METALNOM BAZOM



OTTOMAN WITH METAL BASE / TABURE S METALNOM BAZOM

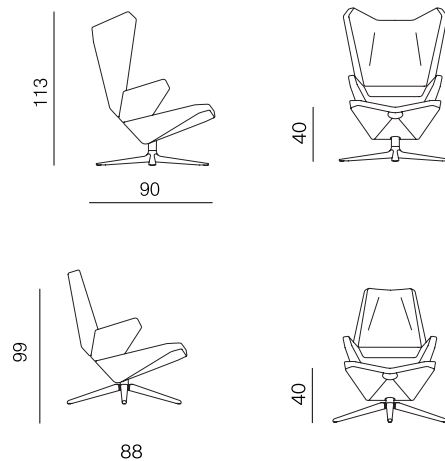




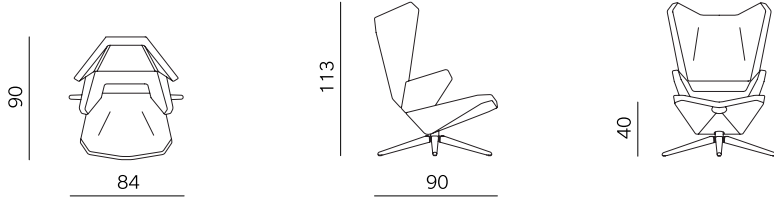
DESIGN: NUMEN / FOR USE

Trifidæ are a family of seats consisting of three different armchairs, deriving from a single typological and formal origin. Consisting of three separate parts, the small armchair, high backrest armchair and the enclosing lounge chair share the same triangulated form with the focal point in the central part, embracing the user's lumbar area and functioning as an armrest. The tilting of the three parts of the armchairs resembles closing and openings of the petals of flower buds. Regardless to the fact that the small armchair differs in size and form from the others, while the high and the big chair share the same base and the armrest, all three are perceived as neighbouring elements in progressive series. The alternation of the backrest of two bigger chairs results in different characters of the objects. Application of the enclosing backrest provides an introverted, expressive chair, protecting it's user from his/her surrounding, while the use of the slim, high backrest ends up in an open, extrovert personality and usage of the chair.

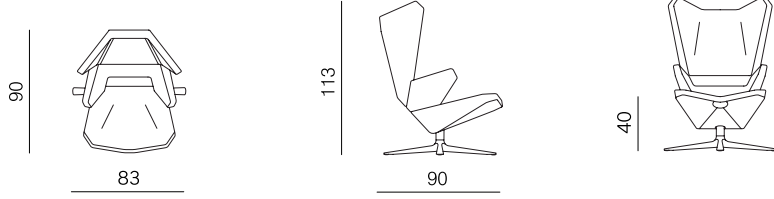
| | |
|------------|---------------------------------------|
| SEAT | moulded foam, metal frame |
| BACKREST | moulded foam, metal frame |
| BASE | metal / solid wood |
| FINISH | powder coated matt / high quality oil |
| UPHOLSTERY | fabric / leather |



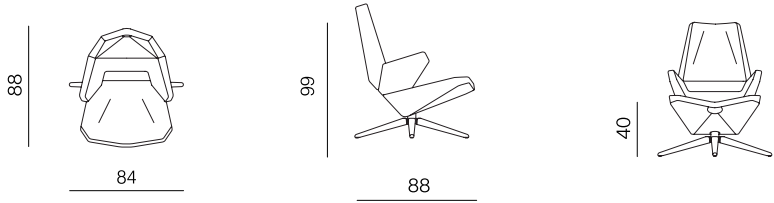
LOUNGE CHAIR WITH WOODEN BASE / FOTELJA S DRVENOM BAZOM



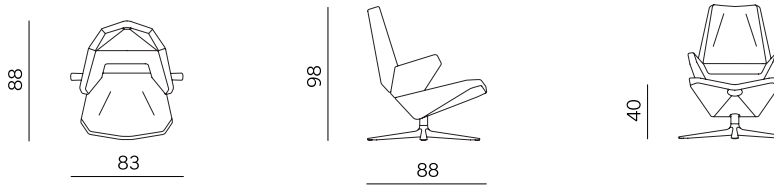
LOUNGE CHAIR WITH METAL BASE / FOTELJA S METALNOM BAZOM



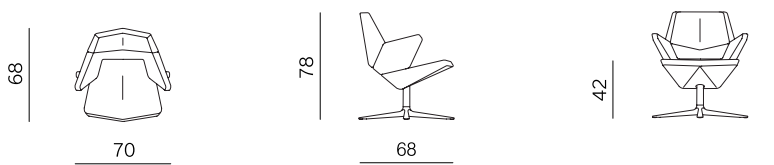
ARMCHAIR WITH WOODEN BASE / FOTELJA S DRVENOM BAZOM



ARMCHAIR WITH WOODEN BASE / FOTELJA S DRVENOM BAZOM



EASY CHAIR WITH METAL BASE / NASLONJAČ S METALNOM BAZOM



OTTOMAN WITH METAL BASE / TABURE S METALNOM BAZOM

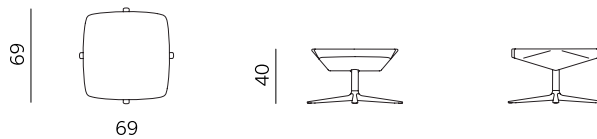




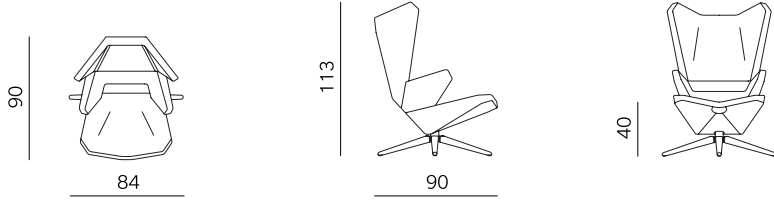
DESIGN: NUMEN / FOR USE

Trifidæ are a family of seats consisting of three different armchairs, deriving from a single typological and formal origin. Consisting of three separate parts, the small armchair, high backrest armchair and the enclosing lounge chair share the same triangulated form with the focal point in the central part, embracing the user's lumbar area and functioning as an armrest. The tilting of the three parts of the armchairs resembles closing and openings of the petals of flower buds. Regardless to the fact that the small armchair differs in size and form from the others, while the high and the big chair share the same base and the armrest, all three are perceived as neighbouring elements in progressive series. The alternation of the backrest of two bigger chairs results in different characters of the objects. Application of the enclosing backrest provides an introverted, expressive chair, protecting it's user from his/her surrounding, while the use of the slim, high backrest ends up in an open, extrovert personality and usage of the chair.

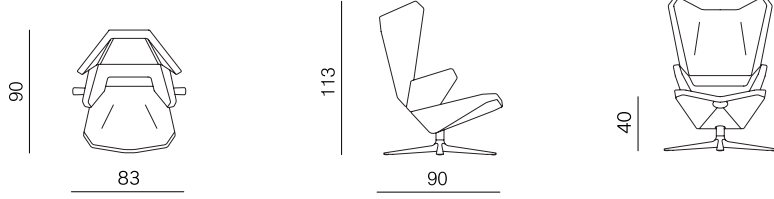
| | |
|------------|---------------------------------------|
| SEAT | moulded foam, metal frame |
| BACKREST | moulded foam, metal frame |
| BASE | metal / solid wood |
| FINISH | powder coated matt / high quality oil |
| UPHOLSTERY | fabric / leather |



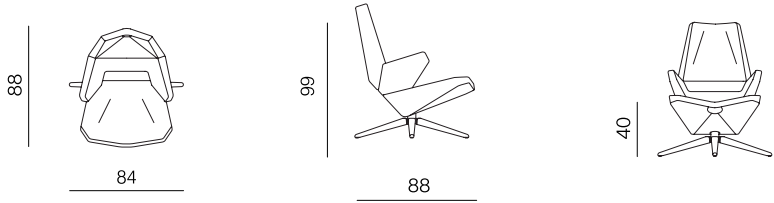
LOUNGE CHAIR WITH WOODEN BASE / FOTELJA S DRVENOM BAZOM



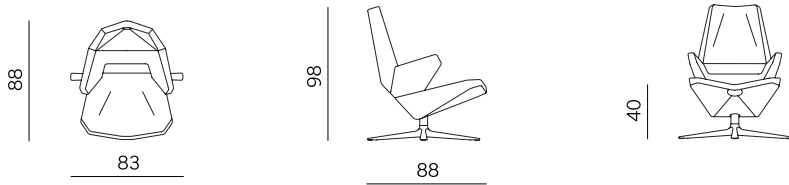
LOUNGE CHAIR WITH METAL BASE / FOTELJA S METALNOM BAZOM



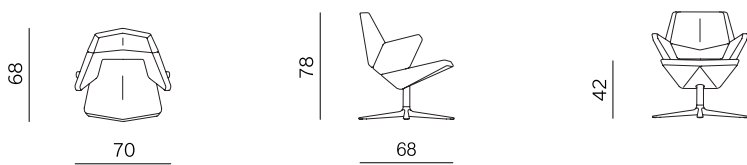
ARMCHAIR WITH WOODEN BASE / FOTELJA S DRVENOM BAZOM



ARMCHAIR WITH WOODEN BASE / FOTELJA S DRVENOM BAZOM



EASY CHAIR WITH METAL BASE / NASLONJAČ S METALNOM BAZOM



OTTOMAN WITH METAL BASE / TABURE S METALNOM BAZOM

