

GRAYL

ULTRAPRESS™

QUICKSTART GUIDE



A CLOSER LOOK



ULTRAPRESS DRINK CAP

RiverFlow™ Spout

A wide contoured spout delivers a fast flow of water.



FlipCarry™ Handle

Rotates 90° allowing for easy carry and effortless separation of Inner Press from Outer ReFill.



SimpleVent®

Twist the cap 1/2 turn to vent air during purification process.

SoftPress®

Comfortable pressing pad provides for an ergonomic, non-slip pressing surface.



INNER PRESS

Holds 16.9 fl oz (500 ml) of clean, safe filtered and purified water. **NOTE:** Dirty water never enters the Inner Press.

Filter & Purifier

10 seconds per 16.9 fl oz (3 liters/minute), 300 presses (150L/40 gal). Removes viruses plus bacteria and protozoa. Improves taste, smell and clarity. Filters many particulates, chemicals, and heavy metals.

OUTER REFILL

TopoGrip®

Durable, tactile non-slip grip material placed on all heavy use surfaces.

Max Fill Line

A maximum fill line is located on the backside of the Outer ReFill.

Non-Slip Base

Soft, non-slip base provides durable protection.

HOW IT WORKS



01

ROTATE & PULL APART.

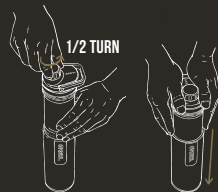
Grasp the FlipCarry™ Handle with one hand and the Outer ReFill with the other, then pull apart. A quick twist helps to initiate separation.



02

FILL WITH DIRTY WATER.

Scoop from a stream or lake, or fill from any bathroom sink or rustic hostel tap.



03

VENT AND PRESS.

Twist the SimpleVent® cap 1/2 turn to allow air to vent during purification process. Utilizing your body weight, press with steady downward force.



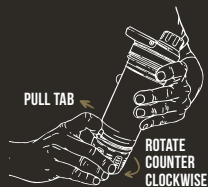
04

DRINK PURIFIED WATER.

Fast and easy, makes safe drinking water in **10 seconds** - anywhere!

NOTE: Actual "press time" will vary depending on water quality, cartridge lifespan, water temperature, and user ability.

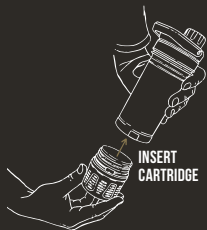
CARTRIDGE INSTALLATION



01

REMOVAL

Locate the Cartridge "lock tab" at bottom of Inner Press. Then pull out the "lock tab" and unscrew the Cartridge counter-clockwise (lefty loosey) until it separates from the Inner Press.



02

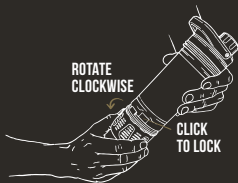
INSERT

Firmly grasp Inner Press, then insert Cartridge into bottom of Inner Press.

03

ROTATE AND LOCK

Firmly grasp Inner Press, then insert Cartridge into bottom of Inner Press.



CAUTION:

Proper installation of Cartridge prevents cross-contamination.

PRECAUTIONS

FRESHWATER ONLY.

Use freshwater only (no other liquid). NO salt or brackish water.

CROSS-CONTAMINATION.

Do not expose/fill the Inner Press with untreated water, cross contamination may occur. If this does happen, disassemble and wash ULTRAPRESS (not Cartridge) with soapy water and rinse thoroughly. Alternatively, thoroughly dilute potential contaminants by pressing (and agitating) water through the ULTRAPRESS Cartridge 5-7 times.

SOURCING THE BEST WATER.

Always begin with the cleanest (least silty) water available. For instance, streams are generally better than lakes and bogs (which are often have higher levels of sediment and tannins).

CYANOBACTERIA, HIGH LEAD LEVELS, MERCURY, ETC.

Cartridges are designed to remove trace levels of chemicals and heavy metals. The ULTRAPRESS was NOT designed to protect against industrial disasters, coal ash spills, very high lead levels, mercury, nuclear disasters or toxic blue-green algae (cyanobacteria), etc. Find another water source in these situations.

CAUTION WITH TANNINS.

Tannins are natural organic compounds that leach from decomposing vegetation and trees and can cause Cartridges to prematurely stop working. In high concentrations, tannins are easily recognizable, as they turn water tea-colored and form blackwater rivers. Do not use ULTRAPRESS in water with high tannin concentration.

NO FREEZING.

Cartridges are not significantly degraded after one freeze/thaw cycle. However, don't use a cartridge after 3 or more freeze/thaw cycles. Protect your ULTRAPRESS in freezing temperatures by keeping it full of water and insulate in a jacket or sleeping bag.

NO HOT (OR BOILING WATER) OR MICROWAVES.

Do not expose Cartridge to water hotter than 120F (50C), it will harm purifier media. Do not put the ULTRAPRESS in the microwave.

DURABILITY AND ACCIDENTAL DROPS.

Withstands drop tests (at full capacity) up to 6'.

CARE & USE

WASH ULTRAPRESS (NOT CARTRIDGE) BY HAND.

The Outer ReFill, Inner Press, and Drink-Thru Cap can all be washed by hand with warm, soapy water. Do not put any components into a dishwasher. Do not wash Cartridge with soap or any cleaning agents.

LONG-TERM STORAGE.

Thoroughly dry wet Cartridge by pressing into an empty (no water) Outer ReFill and dump excess water. Allow Cartridge to air-dry thoroughly (depending on humidity it will take 2-4 days to completely dry). Hand wash all other parts with warm, soapy water. Reassemble unit to create air tight seal for storage. Cartridges can last up to three years after opening if cared for properly between uses.

LIFESPAN OF CARTRIDGE.

High levels of silt or sediment will shorten the lifespan of the Cartridge. Typically, when using clear water, a Cartridge will be effective for ~300 cycles (40 gal/ 150L). As "press time" reaches ~25 seconds (or three years have elapsed since first use) it's time to replace your Cartridge.

SHELF LIFE OF UNUSED CARTRIDGES.

An unused (and airtight) Cartridge has a shelf life of 10 years.

ON AN AIRPLANE.

As an airplane climbs to cruising altitude, cabin pressure drops, causing air to expand inside an ULTRAPRESS. Prevent leaking by flying with your bottle completely empty (no water to leak) or completely full (no air to expand). Once you've reached cruising altitude, use normally.

TESTING STANDARDS.

Meets or exceeds the United States Environmental Protection Agency's Water Purifier standard for microbiological filtration.

CUSTOMER SERVICE & RESOURCES.

For answers to the most common questions, live chat, and product support, please visit www.grayl.com/help



© 2021 GRAYL, INC.
ALL RIGHTS RESERVED.

