

For more than three decades Chuck Ames and the True Ames Fins team have been at the forefront of the fiberglass fin industry. Balancing a surfer-driven design ethic with an unyielding commitment to innovation and production excellence, we have forged an international reputation in the surfing and windsurfing communities as the guys who, simply put, make your waveriding vehicle of choice work even better.



1 TRAILER FIN

HC

M

**SEA JUICE**  
HEIGHT: 4.87" / 123 mm  
BASE: 4.62" / 119 mm  
AREA: 13.45"² / 86.81 cm²  
Increased tip area.  
Swallowtail that creates forward thrust.  
Works well with Channel Islands side fins.

2 FIN SET

SG

**TA TWIN**  
HEIGHT: 5.55" / 140 mm  
BASE: 5.30" / 135 mm  
AREA: 21.67"² / 140.38 cm²  
This is a true classic twin fin set.  
A well balanced proven design.  
Inside flat foil.

2 FIN SET

HC

**TA TWIN 5.1**  
HEIGHT: 5.10" / 130 mm  
BASE: 4.62" / 118 mm  
AREA: 18.97"² / 122.42 cm²  
Smaller than the TA twin.  
Versatile: Use as side fins or twin set.  
Lots of speed and drive.

2 FIN SET

SG

**HOBIE FISH**  
HEIGHT: 5.25" / 133 mm  
BASE: 7.25" / 169 mm  
AREA: 26.16"² / 168.77 cm²  
Reeling from a burgeoning fish revival.  
Circa '71 fish model.  
A classic design with a flat inside foil.

2 FIN SET

HC

M

**TP REAR QUAD**  
HEIGHT: 3.95" / 100 mm  
BASE: 3.85" / 98 mm  
AREA: 11.73"² / 75.67 cm²  
Back fins are 80/20 foil for smooth turns.  
Perfect for your all around shortboard.  
Classic quad template for speed and drive.

2 FIN SET

HC

L

**6/4 REAR QUAD**  
HEIGHT: 3.90" / 100 mm  
BASE: 3.85" / 98 mm  
AREA: 11.78"² / 76.01 cm²  
60/40 foil for powerful surf.  
Turns will be drawn out with control.  
Features a straight up, 2 degree tilt.

2 FIN SET

HC

M

**SIDE BITES**  
H: 3.25" / 84 mm  
B: 3.25" / 84 mm  
H: 3.70" / 93 mm  
B: 3.55" / 90 mm  
H: 4.00" / 102 mm  
B: 3.90 / 99 mm  
H: 4.35" / 111 mm  
B: 4.30" / 109 mm  
H: 4.60" / 117 mm  
B: 4.50" / 114 mm  
Lots of options for your 2+1 set up.

3 FIN SET

HC

SG

L

**CHANNEL ISLANDS**  
HEIGHT: 4.75" / 120 mm  
BASE: 4.60" / 117 mm  
AREA: 16.17"² / 104.34 cm²  
High rake and lots of area throughout.  
Favors bigger riders and power surfers.  
All 3 fins are the same size.

3 FIN SET

HC

SG

L

**LOST**  
HEIGHT: 4.70" / 119 mm  
BASE: 4.65" / 118 mm  
AREA: 16.20"² / 104.53 cm²  
A tried and true design.  
Slender tip for maximum projection.  
Excels in longer power turns.

3 FIN SET

HC

SG

M

**KC**  
HEIGHT: 4.65" / 118 mm  
BASE: 4.55" / 116 mm  
AREA: 16.20"² / 104.51 cm²  
Designed for tip flex.  
Best for the middle weights.  
Great for smooth and powerful turns.

3 FIN SET

HC

M

**TIMMY PATTERSON**  
HEIGHT: 4.625" / 117 mm  
BASE: 4.50" / 114 mm  
AREA: 15.38"² / 99.22 cm²  
Close base to height ratio.  
Moderate rake for all-around boards.  
Good for ripable fun surf.

3 FIN SET

HC

SG

M

**ERIC ARAKAWA**  
HEIGHT: 4.55" / 116 mm  
BASE: 4.35" / 110 mm  
AREA: 15.20"² / 98.06 cm²  
Medium rake / area design with a solid tip.  
Hawaiian favorite designed by the master.  
Best for solid surf with power.

3 FIN SET

HC

M

**PARRISH**  
HEIGHT: 4.50" / 114 mm  
BASE: 4.53" / 115 mm  
AREA: 15.53"² / 100.20 cm²  
Medium rake and area.  
Perfect for small to medium sized waves.  
Similar base and height measurements.

3 FIN SET

HC

S

**CHANNEL ISLANDS SMALL**  
HEIGHT: 4.50" / 114 mm  
BASE: 4.45" / 113 mm  
AREA: 15.09"² / 97.35 cm²  
High rake with full volume (area).  
Smaller center fin to loosen up the tail.  
Perfect for groms and light-weights.

3 FIN SET

HC

S

**TIMMY PATTERSON SMALL**  
HEIGHT: 4.35" / 111 mm  
BASE: 4.30" / 109 mm  
AREA: 14.78 "² / 95.35 cm²  
Close base-to-height ratio.  
Favors smaller surfers.  
For fun small to medium sized surf.

4 FIN SET

HC

M

**TYLER WARREN QUAD**  
( FRONT FINS )  
HEIGHT: 4.50" / 114 mm  
BASE: 4.75" / 121 mm  
AREA: 14.98"² / 96.64 cm²  
Loose fluid drive allows effortless speed.  
70/30 foil rear fins, balanced for all types of riders.  
( BACK FINS )  
HEIGHT: 3.50 " / 89 mm  
BASE: 3.875" / 113 mm  
AREA: 10.18"² / 65.67 cm²

4 FIN SET

HC

M

**TIMMY PATTERSON QUAD**  
( FRONT FINS )  
HEIGHT: 4.35" / 111 mm  
BASE: 4.30" / 109 mm  
AREA: 14.98"² / 96.64 cm²  
Best fit for your all-around quad shortboard or hybrid shape.  
80/20 foil rear fins for responsive turns and down the line speed.  
( BACK FINS )  
HEIGHT: 3.95" / 100 mm  
BASE: 3.85" / 98 mm  
AREA: 11.73"² / 75.67 cm²

TRUEAMES.COM

TRUE AMES FINS  
74 AERO CAMINO #A  
GOLETA, CA 93117

P.805.685.8341 F.805.562.8540  
INFO@TRUEAMES.COM

FUTURES COMPATIBLE / TRUE AMES

COLORS

SMOKE

CLEAR

RED

BLUE

GREEN

YELLOW

ORANGE

PURPLE

MATERIALS

HC HEXCORE  
The Resin Transfer Method (RTM) allows us to construct a composite fin, inside which hexagonal pieces of light weight coremat displace fiberglass and resin.  
The result: A fin that is up to 25% lighter than a normal solid fiberglass fin. The performance is exceptional, yielding unparalleled flex and drive. Our Hexcore fins have become the standard to which all fins are measured.

SG SOLID GLASS  
We offer a few templates in solid fiberglass for the people who want a more sturdy fin for bigger waves and bigger boards.  
These templates will compliment your step up board or big wave gun. We manufacture these fins with the highest quality materials available, for long lasting durability and high performance. They feature balanced flex patterns and perfect foils.

SURF SIZE

S SMALL: Good for groms and lightweights. Designed for small to medium waves and shorter boards.

M MEDIUM: The perfect choice for all around waves and light to mid weight riders. Works well in waves around head high plus.

L LARGE: Ideal for bigger surf. Great for shortboards with heavier riders or step-up boards for solid overhead surf.

3 FIN SET

SG

**SOLID FIBERGLASS**  
CHANNEL ISLANDS | KC | ERIC ARAKAWA | LOST  
Available in some of our favorite templates.





SEA JUICE

HEIGHT: 4.87" / 123 mm  
BASE: 4.62" / 119 mm  
AREA: 13.45"² / 86.81cm²

- Increased tip area.
- Swallowtail that creates forward thrust.
- Works well with Channel Islands side fins.



CHANNEL ISLANDS FINGER

HEIGHT: 3.70" / 94 mm  
BASE: 3.37" / 86 mm  
AREA: 9.06"² / 58.45 cm²

- Narrower center fin.
- Excellent center fin for all applications.
- Compliments the Channel Island Twin.



SINGLE TAB 2.5 TRAILER

HEIGHT: 2.50" / 65 mm  
BASE: 2.62" / 67 mm  
AREA: 4.88 "² / 31.54 cm²

- Can be used as a trailer in the tri setup.
- Also works as a 5th fin on a quad.
- Ultra thin foil for speed.



MINI TRAILER

HEIGHT: 1.12" / 41 mm  
BASE: 3.12" / 92 mm  
AREA: 4.02"² / 25.93 cm²


- 5th center fin or even a center trailer.
- Ultra thin foil for speed.
- Single tab versatility.



CHANNEL ISLANDS TWIN

HEIGHT: 5.62" / 143 mm  
BASE: 5.00" / 127 mm  
AREA: 20.47"² / 113.12cm²


- Original template for the CI twin fin.
- Classic twin fin flat foil.
- Added drive when using a CI finger fin.



TA TWIN

HEIGHT: 5.55" / 140 mm  
BASE: 5.30" / 135 mm  
AREA: 21.67"² / 140.38 cm²

- This is a true classic twin fin set.
- A well balanced proven design.
- Inside flat foil.



TA TWIN 5.1

HEIGHT: 5.10" / 130 mm  
BASE: 4.62" / 118 mm  
AREA: 18.97"² / 122.42 cm²

- Smaller than the TA twin.
- Versatile: Use as side fins or twin set.
- Lots of speed and drive.



HOBIE FISH

HEIGHT: 5.25" / 133 mm  
BASE: 7.25" / 169 mm  
AREA: 26.16"² / 168.77 cm²

- Reeling from a burgeoning fish revival.
- Circa '71 fish model.
- A classic design with a flat inside foil.



6/4 REAR QUAD

HEIGHT: 3.90" / 100 mm  
BASE: 3.85" / 98 mm  
AREA: 11.78"² / 76.01 cm²

- 60/40 foil for powerful surf.
- Turns will be drawn out with control.
- Features a straight up, 2 degree tilt.



TP REAR QUAD

HEIGHT: 3.95" / 100 mm  
BASE: 3.85" / 98 mm  
AREA: 11.73"² / 75.67 cm²

- Back fins are 80/20 foil for smooth turns.
- Perfect for your all around shortboard.
- Classic quad template for speed and drive.



SIDE BITES

H: 3.25" / 84 mm    B: 3.25" / 84 mm  
H: 3.70" / 93 mm    B: 3.55" / 90 mm  
H: 4.00" / 102 mm    B: 3.90 / 99 mm  
H: 4.35" / 111 mm    B: 4.30" / 109 mm  
H: 4.60" / 117 mm    B: 4.50" / 114 mm


- Lots of options for your 2+1 set up.



SINGLE TAB 2.6"

HEIGHT: 2.60" / 68 mm  
BASE: 2.25" / 57 mm  
AREA: 4.51" ² / 29.13 cm²

- One of a kind side bite fin.
- Single tab for versatility.
- Ultra-thin foil section = less drag.



CHANNEL ISLANDS

HEIGHT: 4.75" / 120 mm  
BASE: 4.60" / 117 mm  
AREA: 16.17"² / 104.34 cm²

- High rake and lots of area throughout.
- Favors bigger riders and power surfers.
- All 3 fins are the same size.



LOST

HEIGHT: 4.70" / 119 mm  
BASE: 4.65" / 118 mm  
AREA: 16.20"² / 104.53 cm²

- A tried and true design.
- Slender tip for maximum projection.
- Excels in longer power turns.



YU

HEIGHT: 4.70" / 119 mm  
BASE: 4.45" / 113 mm  
AREA: 16.20"² / 98.06 cm²


- Lots of drive and speed.
- Smaller center fin for stabilization.
- Loose and positive.



KC

HEIGHT: 4.65" / 118 mm  
BASE: 4.55" / 116 mm  
AREA: 16.20"² / 104.51 cm²

- Designed for tip flex.
- Best for the middle weights.
- Great for smooth and powerful turns.



TIMMY PATTERSON

HEIGHT: 4.625" / 117 mm  
BASE: 4.50" / 114 mm  
AREA: 15.38"² / 99.22 cm²

- Close base to height ratio.
- Moderate rake for all-around boards.
- Good for ripable fun surf.



ERIC ARAKAWA

HEIGHT: 4.55" / 116 mm  
BASE: 4.35" / 110 mm  
AREA: 15.20"² / 98.06 cm²

- Medium rake / area design with a solid tip.
- Hawaiian favorite designed by the master.
- Best for solid surf with power.



PARRISH

HEIGHT: 4.50" / 114 mm  
BASE: 4.53" / 115 mm  
AREA: 15.53"² / 100.20 cm²


- Medium rake and area.
- Perfect for small to medium sized waves.
- Similar base and height measurements.



CHANNEL ISLANDS SMALL

HEIGHT: 4.50" / 114 mm  
BASE: 4.45" / 113 mm  
AREA: 15.09"² / 97.35 cm²

- High rake with full volume (area).
- Smaller center fin to loosen up the tail.
- Perfect for groms and light-weights.



TIMMY PATTERSON SMALL

HEIGHT: 4.35" / 111 mm  
BASE: 4.30" / 109 mm  
AREA: 14.78 "² / 95.35 cm²

- Close base-to-height ratio.
- Favors smaller surfers.
- For fun small to medium sized surf.



TYLER WARREN QUAD

( FRONT FINS )                      ( BACK FINS )  
HEIGHT: 4.50" / 114 mm            HEIGHT: 3.50 " / 89 mm  
BASE: 4.75" / 121 mm              BASE: 3.875" / 113 mm  
AREA: 14.98"² / 96.64 cm²        AREA: 10.18"² / 65.67 cm²

- Loose fluid drive allows effortless speed.
- 70/30 foil rear fins, balanced for all types of riders.



TIMMY PATTERSON QUAD

( FRONT FINS )                      ( BACK FINS )  
HEIGHT: 4.35" / 111 mm            HEIGHT: 3.95" / 100 mm  
BASE: 4.30" / 109 mm              BASE: 3.85" / 98 mm  
AREA: 14.78 "² / 95.35 cm²        AREA: 11.73"² / 75.67 cm²

- Best fit for your all-around quad shortboard or hybrid shape.
- 80/20 foil rear fins for responsive turns and down the line speed.

TRUEAMES.COM

FCS COMPATIBLE / TRUE AMES

TRUE AMES FINs  
74 AERO CAMINO #A  
GOLETA, CA 93117

P.805.685.8341 F.805.562.8540  
INFO@TRUEAMES.COM

COLORS



MATERIALS

HC HEXCORE

The Resin Transfer Method (RTM) allows us to construct a composite fin, inside which hexagonal pieces of light weight coremat displace fiberglass and resin.

The result: A fin that is up to 25% lighter than a normal solid fiberglass fin. The performance is exceptional, yielding unparallelled flex and drive. Our Hexcore fins have become the standard to which all fins are measured.

SG SOLID GLASS

We offer a few templates in solid fiberglass for the people who want a more sturdy fin for bigger waves and bigger boards.

These templates will compliment your step up board or big wave gun. We manufacture these fins with the highest quality materials available, for long lasting durability and high performance. They feature balanced flex patterns and perfect foils.

SURF SIZE

S

**SMALL:** Good for groms and lightweights. Designed for small to medium waves and shorter boards.

M

**MEDIUM:** The perfect choice for all around waves and light to mid weight riders. Works well in waves around head high plus.

L

**LARGE:** Ideal for bigger surf. Great for shortboards with heavier riders or step-up boards for solid overhead surf.

4 FIN SET

HC



BONZER

( FRONT FINS )                      ( BACK FINS )  
HEIGHT: 2.37" / 58 mm              HEIGHT: 2.75" / 70 mm  
BASE: 4.75" / 121 mm              BASE: 5.25" / 135 mm  
AREA: 7.60 "² / 49.07 cm²        AREA: 10.30 "² / 66.48 cm²

- These are the perfect complement to the Bonzer center fin.
- Now available in travel friendly FCS compatible.
- Featuring a 19 degree angle built into the tabs.