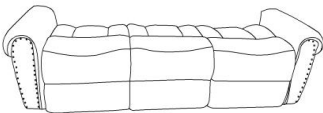





Assembly Instruction
DOUBLE RECLINING SOFA
ITEM NO.: 194S9901CC-3

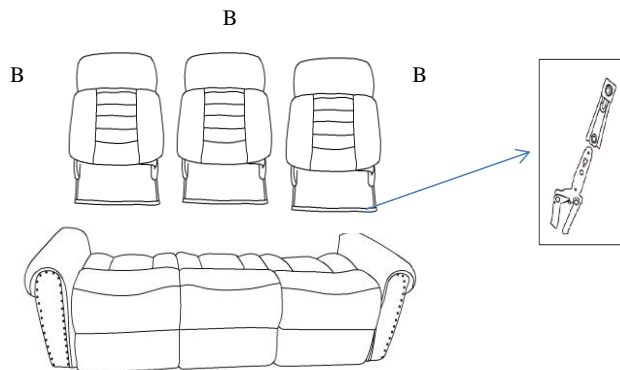
NOTE: Do not use power tools for assembly. Power tools increase the risk of over tightening which leads to splitting or cracking the wood.

COMPONENT LIST (SOFA)

NO.	DRAWING	QTY	DESCRIPTION
A		1	SEAT
B		3	BACK REST
C		1	RSF EAR
D		1	LSF EAR

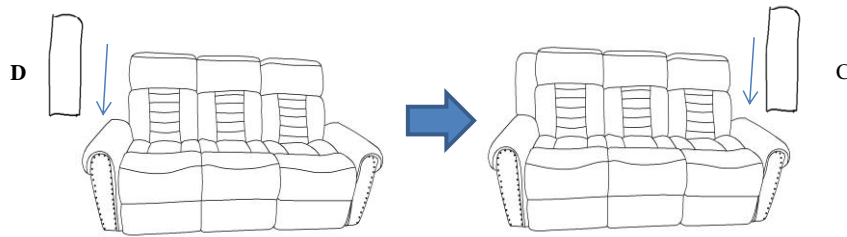
STEP# 1

Align the female brackets at the back onto the male brackets at the seat, insert back rest to the seat and make sure it is fixed in position securely.




STEP# 2

Insert the RSF ear&the LSF ear into the left and right sides of the back



STEP# 3

Sofa Assembly is completed. Enjoy it!



Care Instruction for AIREHYDE Match Furniture.

In order to maintain the original appearance of your AIREHYDE match furniture, please follow below simple care procedures:

- Avoid exposing furniture directly to sunlight or heating and air conditioning outlets. Sunlight and/or exposure to heating and air conditioning outlets will fade/damage AIREHYDE match. Do not place your AIREHYDE match furniture too close to windows, radiators, or vents.
- Vacuum or wipe with a soft brush to remove dust.
- Clean AIREHYDE with professional cleanser.



For items use on wooden floor, hard surfaces or carpets, it is recommended to install protective pads under all legs and supports to avoid/prevent from damages/scratches and discoloration.