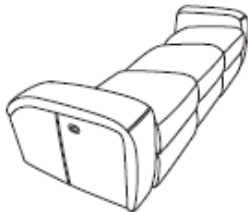

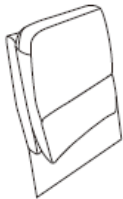



ASSEMBLY INSTRUCTION

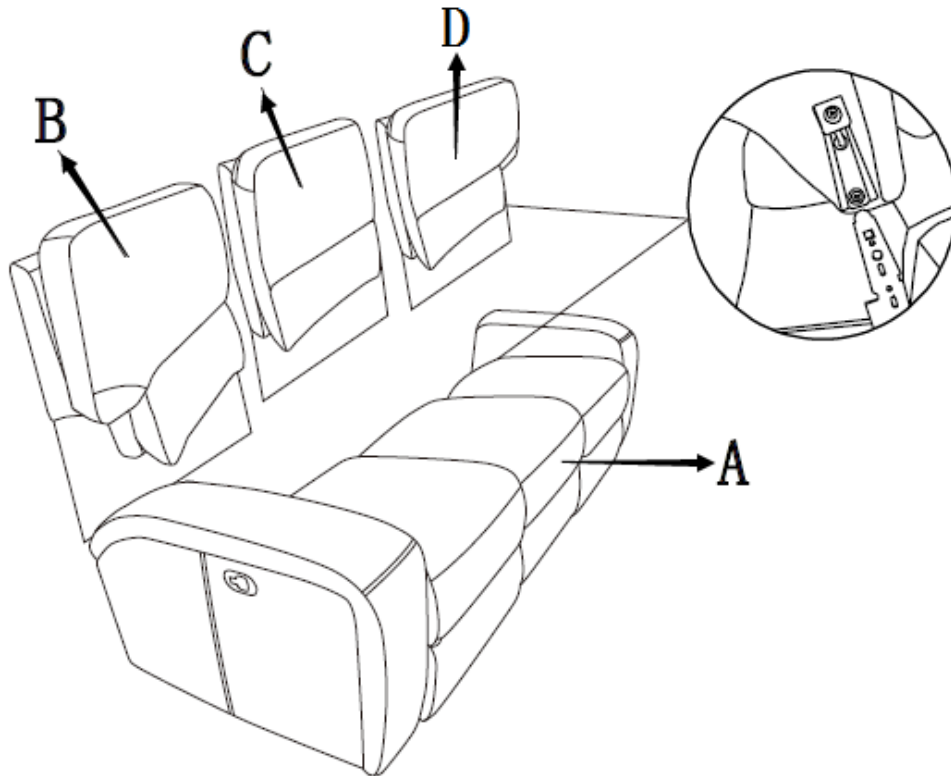
DOUBLE RECLINING SOFA WITH DROP DOWN CUP HOLDERS & RECEPTACLES ITEM NO.: 194S9849MC-3/194S9849CH-3

NOTE: Do not use power tools for assembly. Power tools increase the risk of over tightening which leads to splitting or cracking the wood.

COMPONENT LIST (SOFA)

NO.	DRAWING	QTY	DESCRIPTION
A		1	SEAT FRAME
B		1	LSF BACK REST
C		1	MIDDLE BACK REST
D		1	RSF BACK REST

Align the female brackets at the back onto the male brackets at the seat, insert back rest to the seat and make sure it is fixed in position securely.



Care Instruction for Polished Microfiber Match Furniture.

In order to maintain the original appearance of your polished microfiber match furniture, please follow below simple care procedures:

- Avoid exposing furniture directly to sunlight or heating and air conditioning outlets. Sunlight and/or exposure to heating and air conditioning outlets will fade/damage fabrics.
- Vacuum or wipe with a soft brush to remove dust.



For items use on wooden floor, hard surfaces or carpets, it is recommended to install protective pads under all legs and supports to avoid/prevent from damages/scratches and discoloration.