






ASSEMBLY INSTRUCTION
ITEM NO: 194S9288GY-3
SOFA

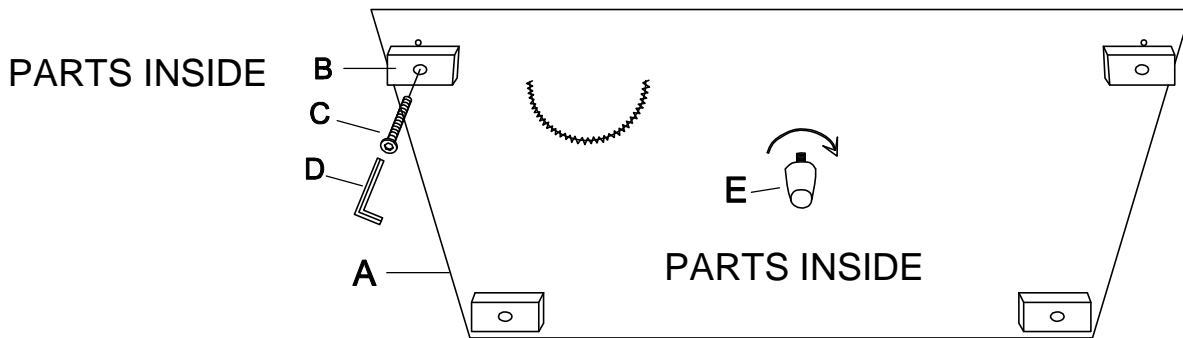
LEGS AND HARDWARE ARE STORED IN THE BOTTOM OF THE SEAT, PLEASE TAKE OUT FOR ASSEMBLY.

NO.	PARTS LIST	QTY	DESCRIPTION
A		1	SOFA


NO.	HARDWARE LIST	QTY	DESCRIPTION
B	 160*100*50mm	4	WOODEN LEGS
C	 M8*60mm	4	BOLTS
D	 M5*100*38mm	1	ALLEN KEY
E	 50mmH	1	PLASTIC MID FEET

ASSEMBLY INSTRUCTION
ITEM NO: 194S9288GY-3
SOFA

STEP # 1



STEP # 2



CARE INSTRUCTION FOR FABRIC FURNITURE

In order to maintain the original appearance of your fabric furniture, please follow below simple care procedures.

°Avoid exposing furniture directly to sunlight or heating and air conditioning outlets. Exposure to sunlight or heating and air conditioning outlets will fade/damage fabric.

°Wipe gently with a damp soft cloth to remove dust, dirt and any grime build up.