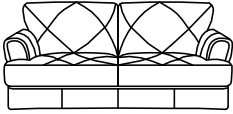

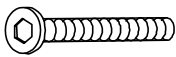
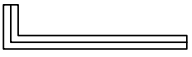
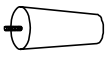


# ASSEMBLY INSTRUCTION

## ITEM NO: 194S9279BGY/CRM-3

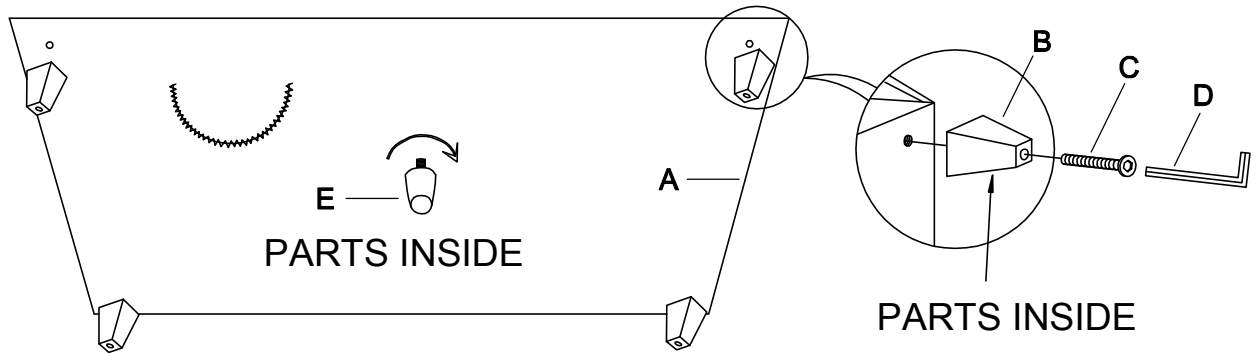
### SOFA

LEGS AND HARDWARE ARE STORED IN THE BOTTOM OF THE SEAT, PLEASE TAKE OUT FOR ASSEMBLY.

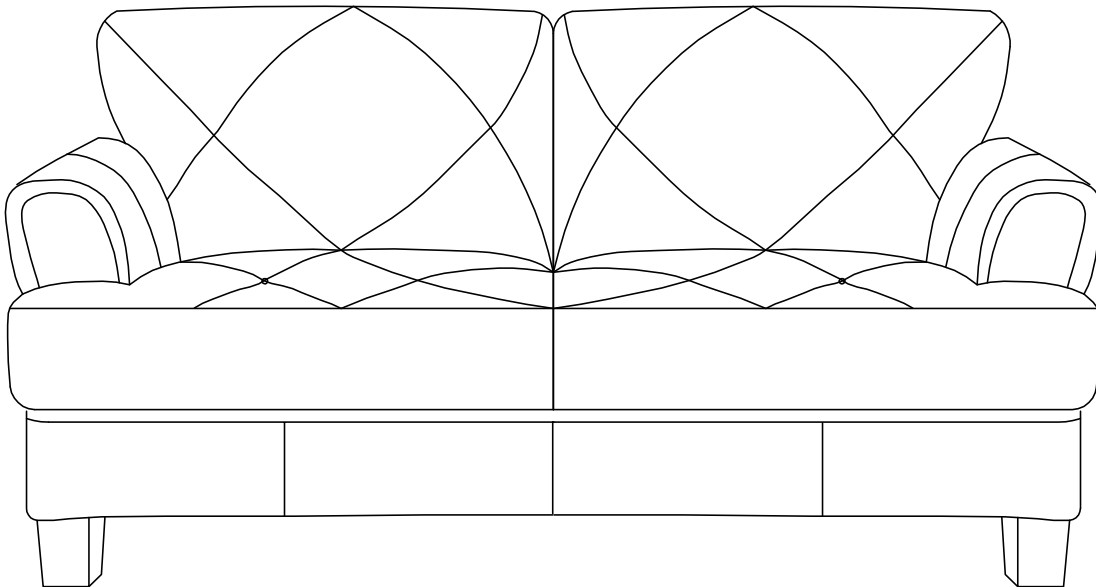
NO.	PARTS LIST	QTY	DESCRIPTION	NO.	HARDWARE LIST	QTY	DESCRIPTION
A		1	SOFA	B	 90mm*90mm*135mmH	4	WOODEN LEGS
				C	 M8*90mm	4	BOLTS
				D	 M5*100*38mm	1	ALLEN KEY
				E	 H135mm	1	PLASTIC MID FEET

**ASSEMBLY INSTRUCTION**  
**ITEM NO: 194S9279BGY/CRM-3**  
**SOFA**

**STEP # 1**



**STEP # 2**



**CARE INSTRUCTION FOR LEATHER FURNITURE**

In order to maintain the original appearance of your furniture, please follow below care procedures .

°Avoid exposing furniture directly to sunlight or heating and air conditioning outlets. sunlight and/ or exposure to heating and air conditioning outlets will fade/damage leather. Do not place your upholstered furniture too close to windows, radiators, vents and be sure to use window treatments to block the sun's rays

°Wipe with a soft brush to remove dust