

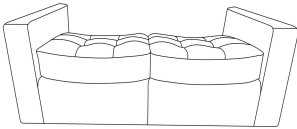
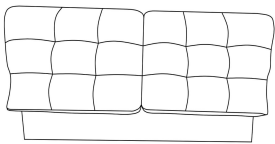

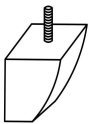
ASSEMBLY INSTRUCTION
ITEM NO: 194S9234DB-2
LOVE SEAT



Legs & hardware are stored in the bottom of love seat, please take out the legs and hardware for assembly.

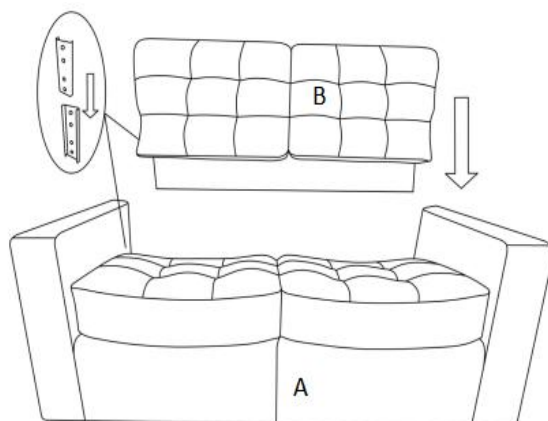
Note: Do not use power tools for assembly. Power tools increase the risk of over tightening which lead to splitting or cracking the wood.

Component list

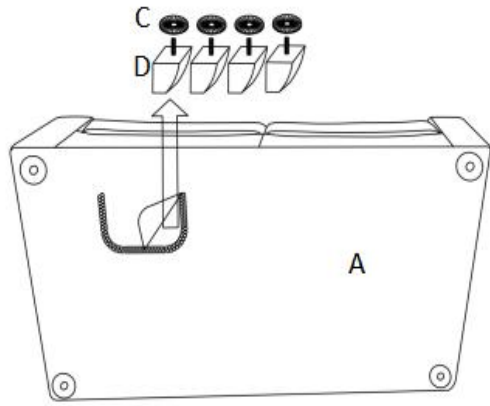
No	Drawing	Qty	Description
A		1 PC	SEAT
B		1 PC	BACK REST
C		4 PCS	PLASTIC WASHER (ø1.89")
D		4 PCS	PLASTIC LEG

Please follow the drawings below to assemble the item.

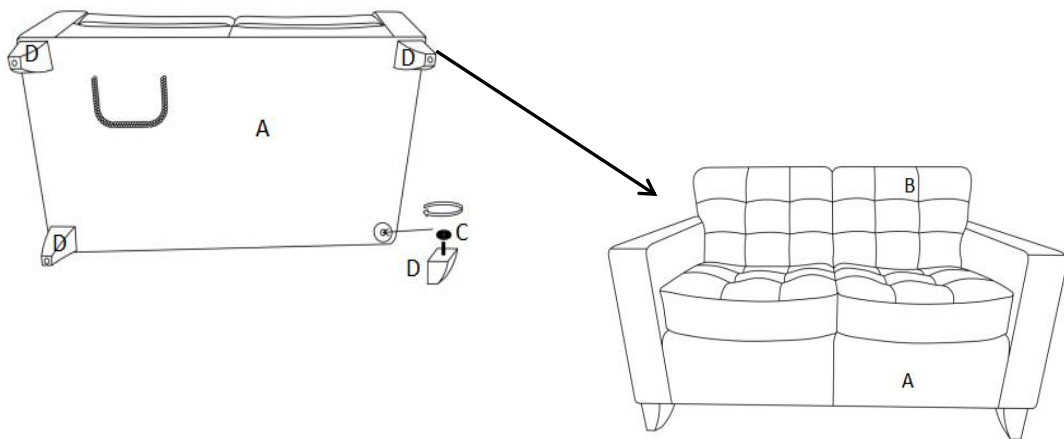
Step 1



Step 2



Step 3



Care Instruction for PU Furniture:


In order to maintain the original appearance of your PU furniture, please follow below simple care procedures:

- Avoid exposing furniture directly to sunlight or heating and air conditioning outlets. Sunlight and or exposure to heating and air conditioning outlets will fade/damage PU.
- Vacuum or wipe with a soft brush to remove dust.



- For items use on wooden floor, hard surfaces or carpets, it is recommended to Install protective pads under all legs and supports to avoid/prevent from damages/scratches and discoloration.

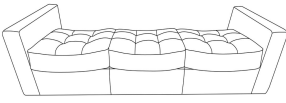
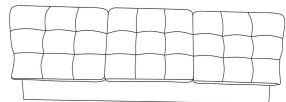

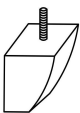
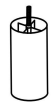
ASSEMBLY INSTRUCTION
ITEM NO: 194S9234DB-3
SOFA



Legs & hardware are stored in the bottom of sofa, please take out the legs and hardware for assembly.

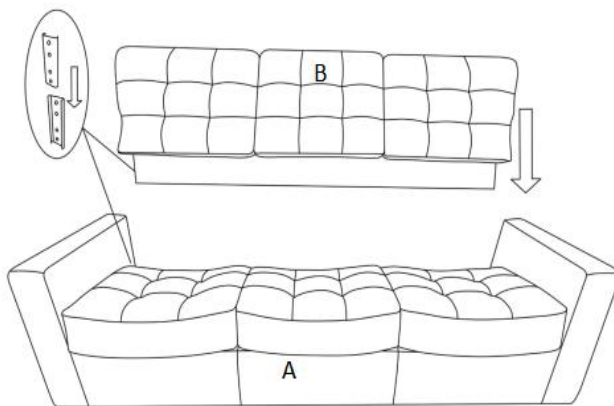
Note: Do not use power tools for assembly. Power tools increase the risk of over tightening which lead to splitting or cracking the wood.

Component list

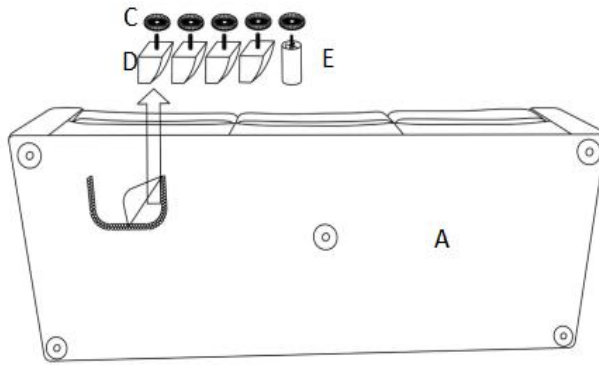
No	Drawing	Qty	Description
A		1 PC	SEAT
B		1 PC	BACK REST
C		5 PCS	PLASTIC WASHER (ø1.89")
D		4 PCS	PLASTIC LEG
E		1 PC	MIDDLE LEG

Please follow the drawings below to assemble the item.

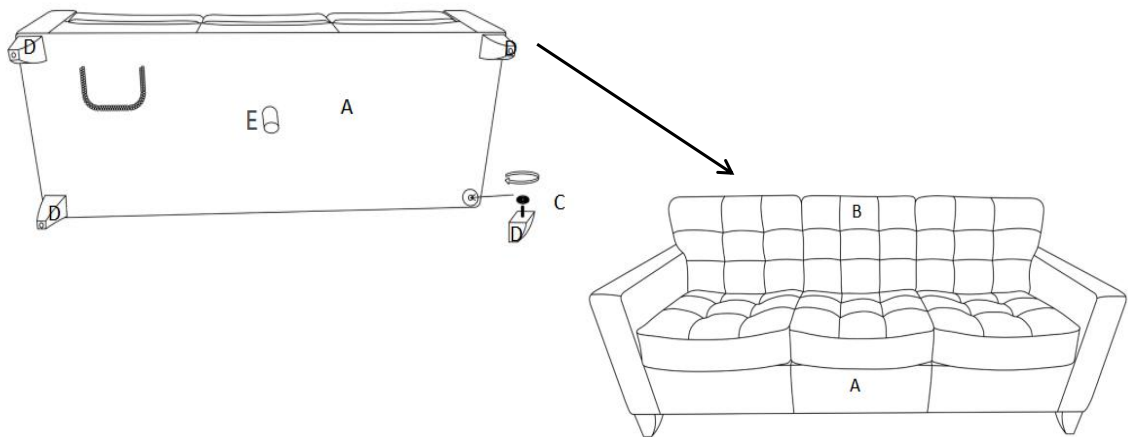
Step 1



Step 2



Step 3



Care Instruction for PU Furniture:

In order to maintain the original appearance of your PU furniture, please follow below simple care procedures:

- Avoid exposing furniture directly to sunlight or heating and air conditioning outlets. Sunlight and or exposure to heating and air conditioning outlets will fade/damage PU.
- Vacuum or wipe with a soft brush to remove dust.



For items use on wooden floor, hard surfaces or carpets, it is recommended to Install protective pads under all legs and supports to avoid/prevent from damages/scratches and discoloration.