

Assembly Instruction

ITEM NO:194S8599BR-2

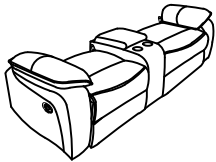

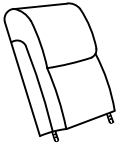
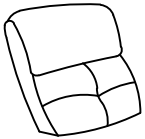

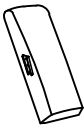
Double Glider Reclining Love Seat with
Center Console



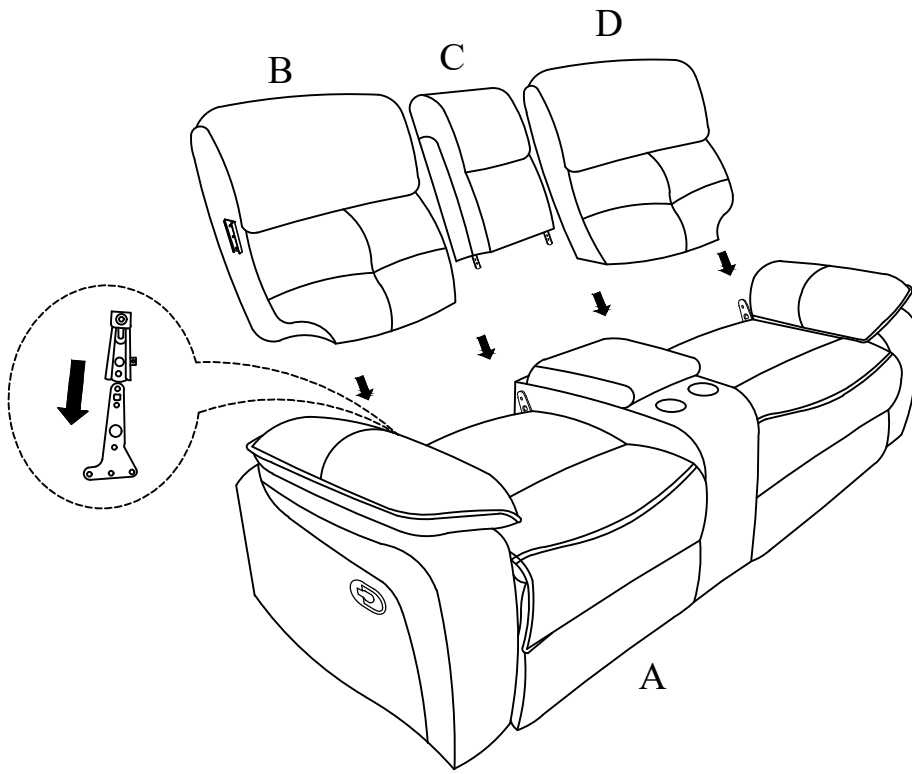
**Back Rests are stored in the bottom of love seat,
please take out it for assembly .**

Note: Do not use power tools for assembly. Power tools increase the risk of over tightening which lead to splitting or cracking the wood.

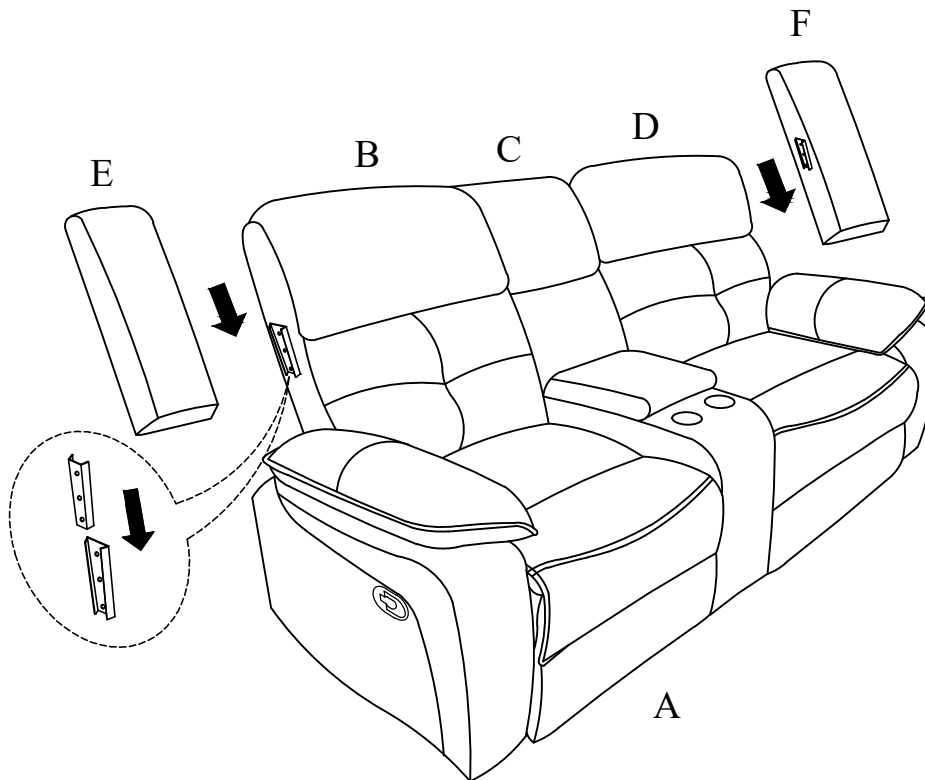
Component list

No	Drawing	Qty	Description
A		1	SEAT
B		1	LSF BACK REST
C		1	CONSOLE BACK
D		1	RSF BACK REST
E		1	LSF EAR
F		1	RSF EAR

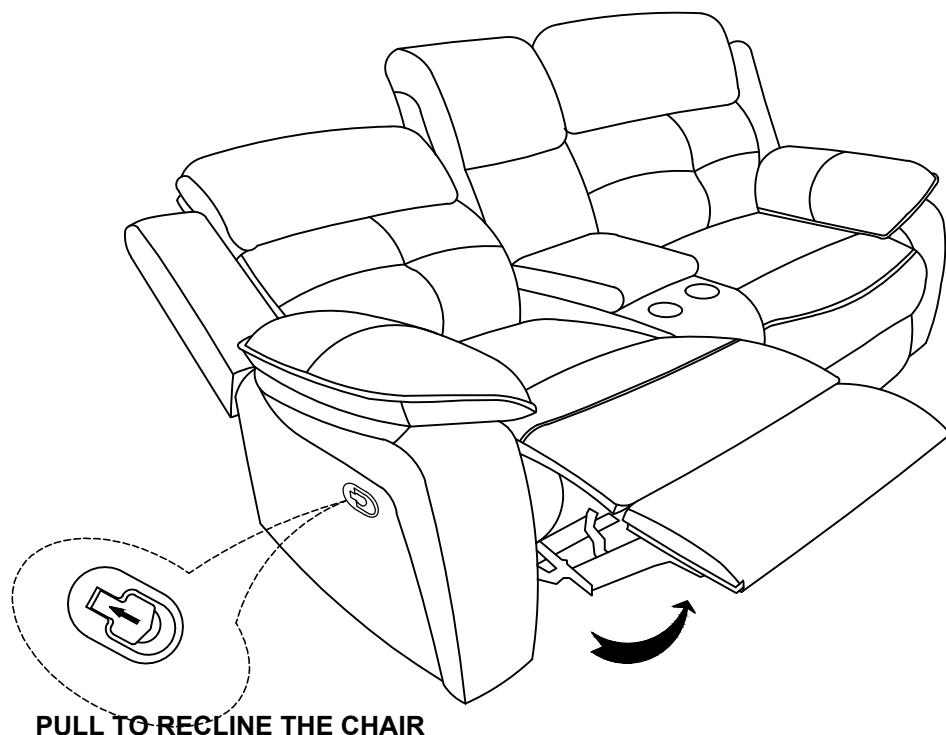
Step #1



Step #2



Step #3



Care Instruction for Polished Microfiber Furniture:

In order to maintain the original appearance of your Polished Microfiber Furniture,

please follow below simple care procedures:

- Avoid exposing furniture directly to sunlight or heating and air conditioning outlets. Sunlight and or exposure to heating and air conditioning outlets will fade/damage Polished Microfiber.
- Vacuum or wipe with a soft cloth to remove dust.



For items use on wooden floor, hard surfaces or carpets, it is recommended to Install protective pads under all legs and supports to avoid/prevent from damages/scratches and discoloration.