

# ASSEMBLY INSTRUCTION

ITEM NO: 194S8538BR-2

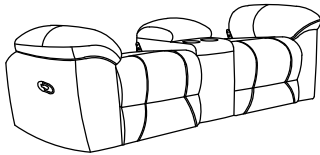
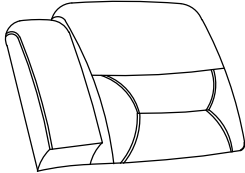
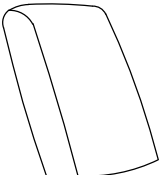
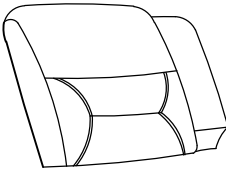
Double Reclining Love Seat with Console, Brown



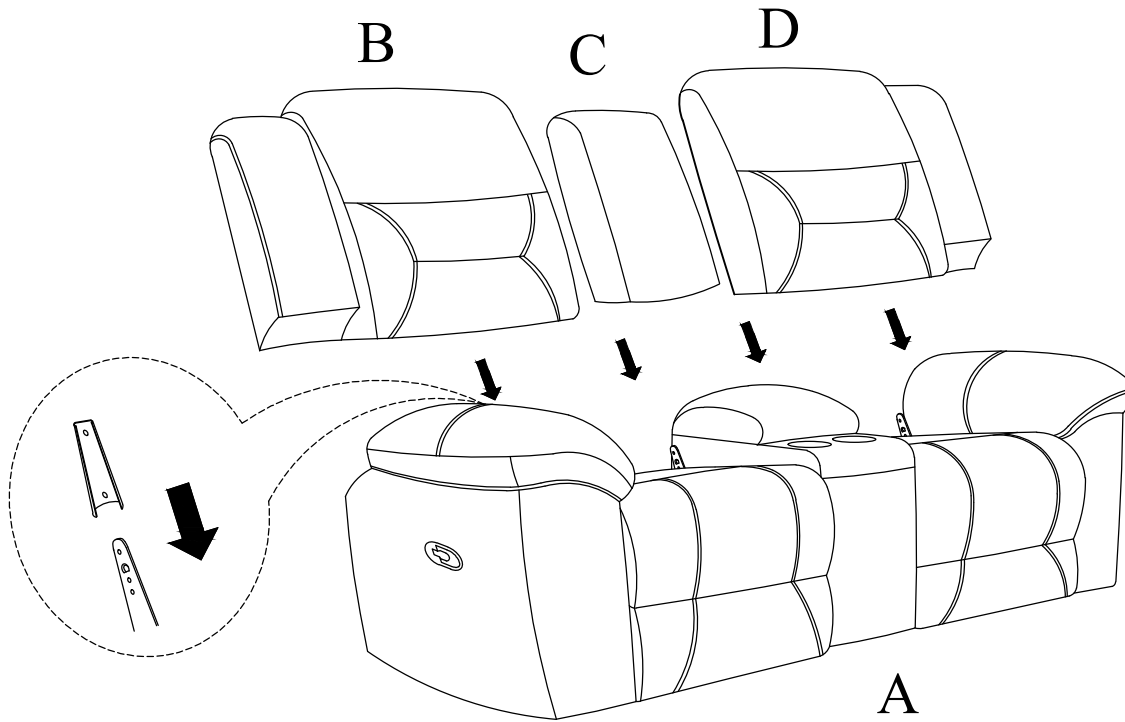
Back Rest are stored at the bottom of seat, please take out it for assembly hardware for assembly.

Note: Do not use power tools for assembly. Power tools increase the risk of over tightening which lead to splitting or cracking the wood.

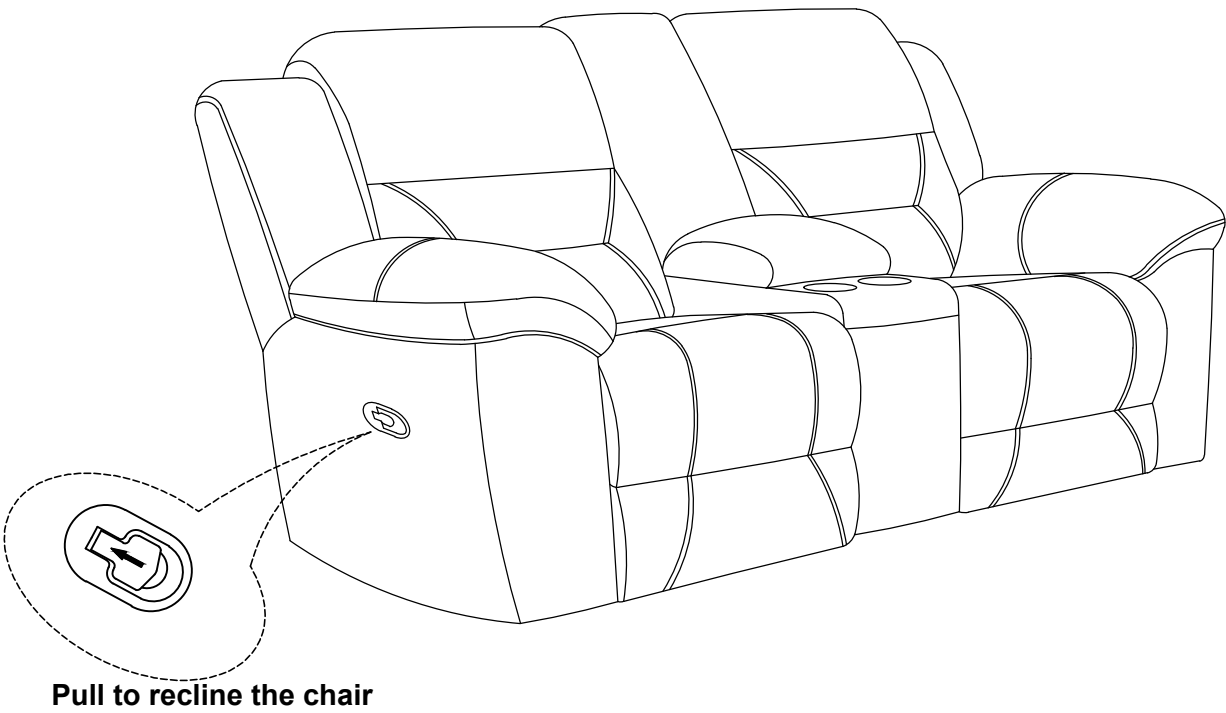
## Component list

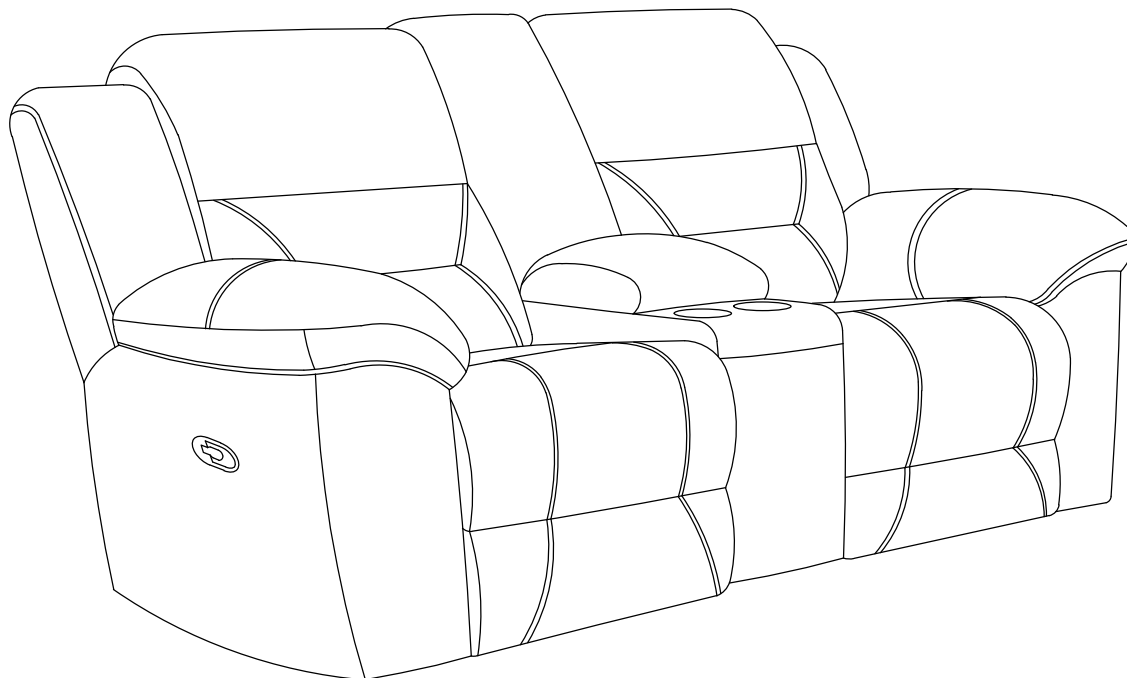
No	Drawing	Qty	Description
<b>A</b>		<b>1</b>	<b>SEAT</b>
<b>B</b>		<b>1</b>	<b>LSF BACK REST</b>
<b>C</b>		<b>1</b>	<b>CONSOLE BACK REST</b>
<b>D</b>		<b>1</b>	<b>RSF BACK REST</b>

Step #1



Step #2





## Care Instruction for Polished Microfiber Furniture:

In order to maintain the original appearance of your Polished Microfiber Furniture, please follow below simple care procedures:

- Avoid exposing furniture directly to sunlight or heating and air conditioning outlets. Sunlight and or exposure to heating and air conditioning outlets will fade/damage Polished Microfiber.
- Vacuum or wipe with a soft cloth to remove dust.



For items use on wooden floor, hard surfaces or carpets, it is recommended to Install protective pads under all legs and supports to avoid/prevent from damages/scratches and discoloration.