

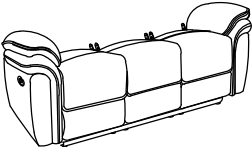

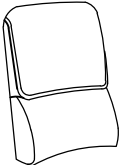
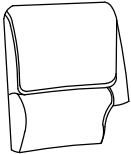
ASSEMBLY INSTRUCTION
ITEM NO: 194S8517BRW/GRY-3
Double Reclining Sofa



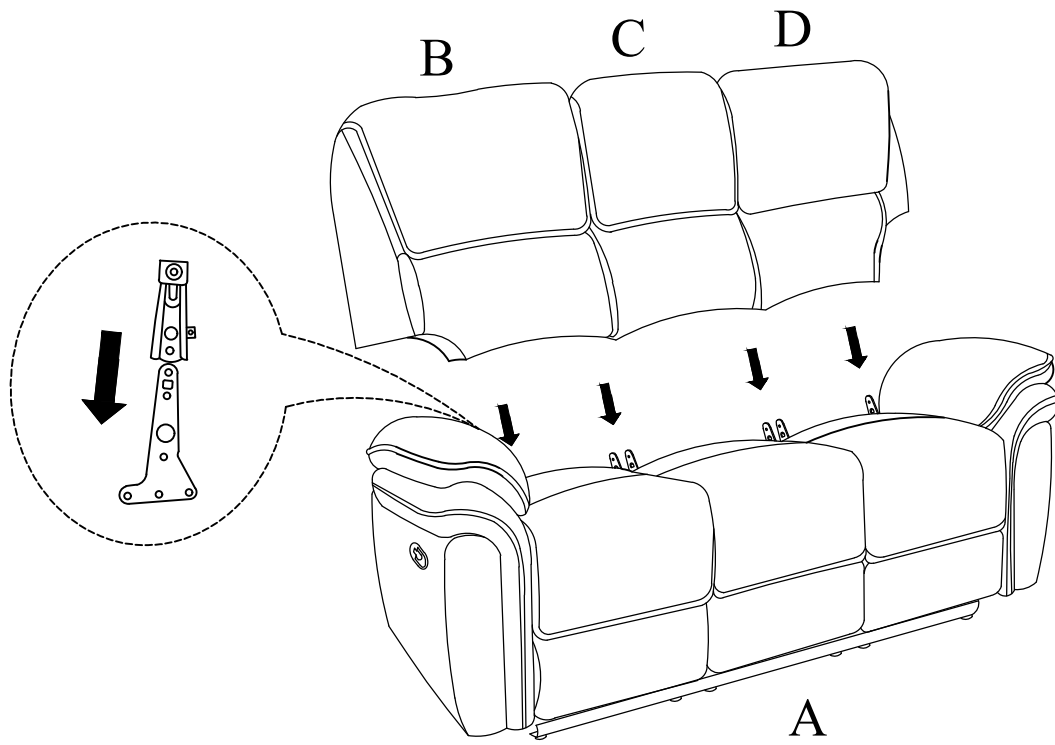
Back Rest are stored at the bottom of sofa, please take out it for assembly hardware for assembly.

Note: Do not use power tools for assembly. Power tools increase the risk of over tightening which lead to splitting or cracking the wood.

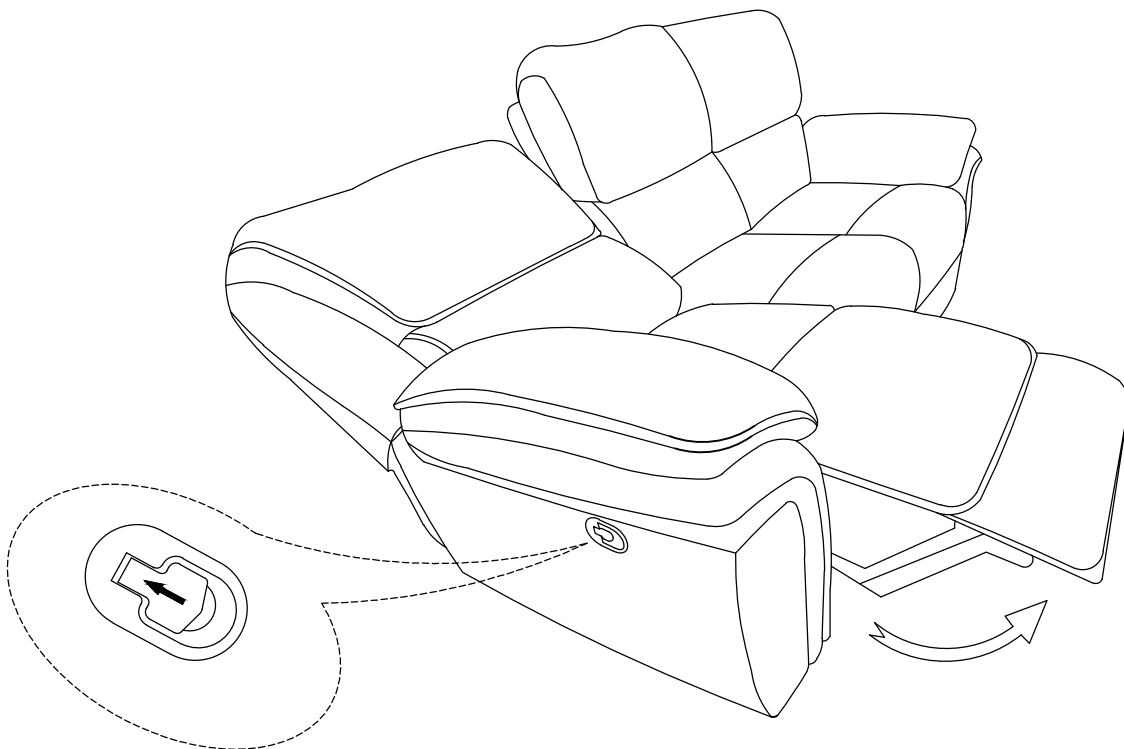
Component list

| No | Drawing | Qty | Description |
|----------|---|----------|-------------------------|
| A |  | 1 | SEAT |
| B |  | 1 | LSF BACK REST |
| C |  | 1 | MIDDLE BACK REST |
| D |  | 1 | RSF BACK REST |


Step #1



Step #2



Pull to recline the chair



Care Instruction for Polished Microfiber Furniture:

In order to maintain the original appearance of your Polished Microfiber Furniture, please follow below simple care procedures:

- Avoid exposing furniture directly to sunlight or heating and air conditioning outlets. Sunlight and or exposure to heating and air conditioning outlets will fade/damage Polished Microfiber .
- Vacuum or wipe with a soft cloth to remove dust.



For items use on wooden floor, hard surfaces or carpets, it is recommended to Install protective pads under all legs and supports to avoid/prevent from damages/scratches and discoloration.