









ITEM NO.: 191B5424-1 QN HEADBOARD

ITEM NO.: 191B5424K-1 EK HEADBOARD

Thank you for purchasing this quality product. Be sure to check all packing material carefully for small parts that may have come loose inside the carton during shipment.

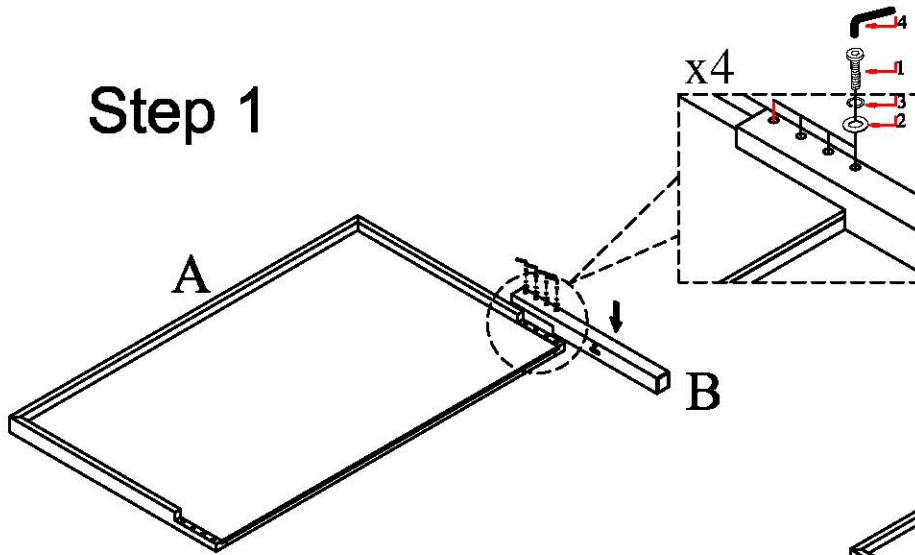
PART LIST			
NO.	Description	Sketch	Q'ty
A	HEADBOARD PANEL		1PC
B	LSF LEG		1PC
C	RSF LEG		1PC
D	HEADBOARD CROSS BAR		1PC

**HARDWARE PACK ( IN 5424-1/5424K-1 )**

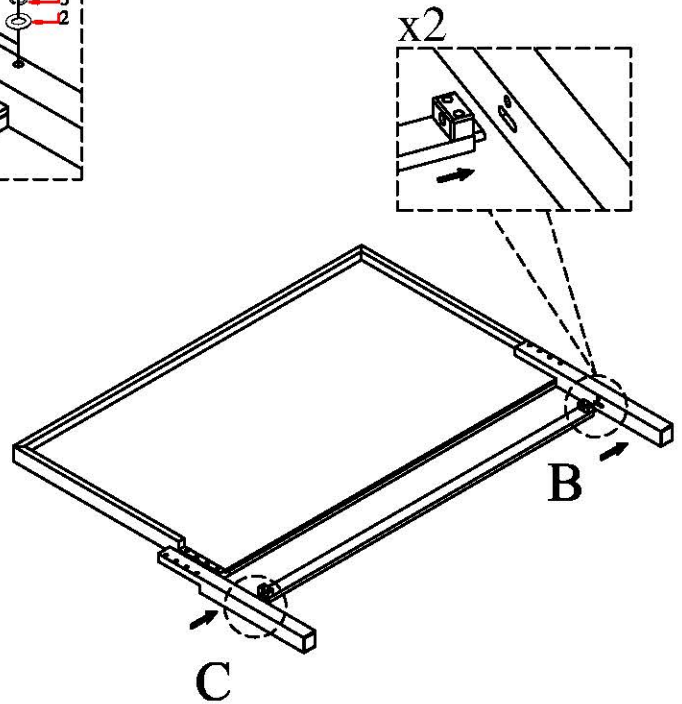
NO.	Description	Sketch	Size	Q'ty
1	BOLT		5/16" - 18 x 5/16"	10 PCS
2	FLAT WASHER		5/16"ID x 3/4"OD x 0.083"Tk	10 PCS
3	SPRING WASHER		5/16"ID x 29/64"OD x 0.049"Tk	10 PCS
4	ALLEN KEY		1/6"	1 PC

# ASSEMBLY INSTRUCTION

## Step 1

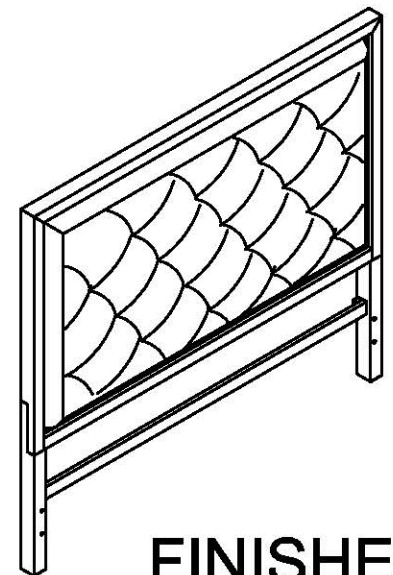
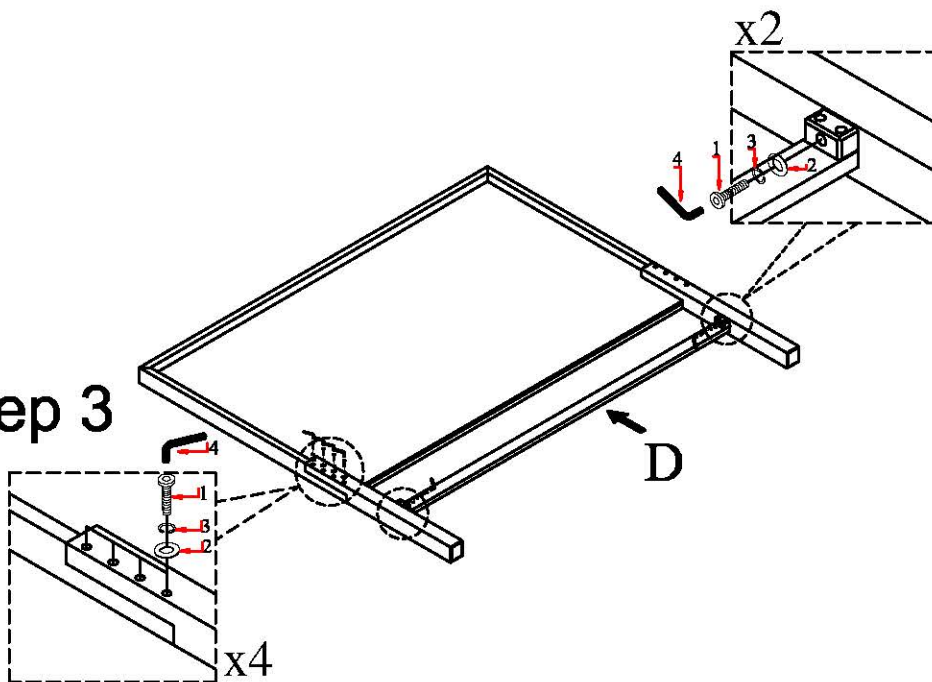


## Step 2



## Step 4

## Step 3



**FINISHED**



It is recommended to install protective pads under all legs and supports to avoid damage or scratches when placing furniture on a wood floor or other hard surface, and to limit indentation and prevent discoloration if placing on carpet.



Il est recommandé de placer des coussins protecteurs sous tous les pieds et toutes les bases des meubles pour éviter d'endommager ou d'égratigner les planchers en bois ou autres surfaces dures, et pour limiter l'empreinte et empêcher la décoloration quand les meubles reposent sur la moquette.




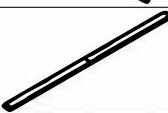

# ASSEMBLY INSTRUCTION







**ITEM NO: 191B5424-1 QN HEADBOARD**

**ITEM NO.: 191B5424-2 QUEEN FOOTBOARD & SLATS**

**ITEM NO.: 191B5424-3 QN/EK RAILS**

**Thank you for purchasing this quality product. Be sure to check all packing material carefully for small parts that may have come loose inside the carton during shipment.**

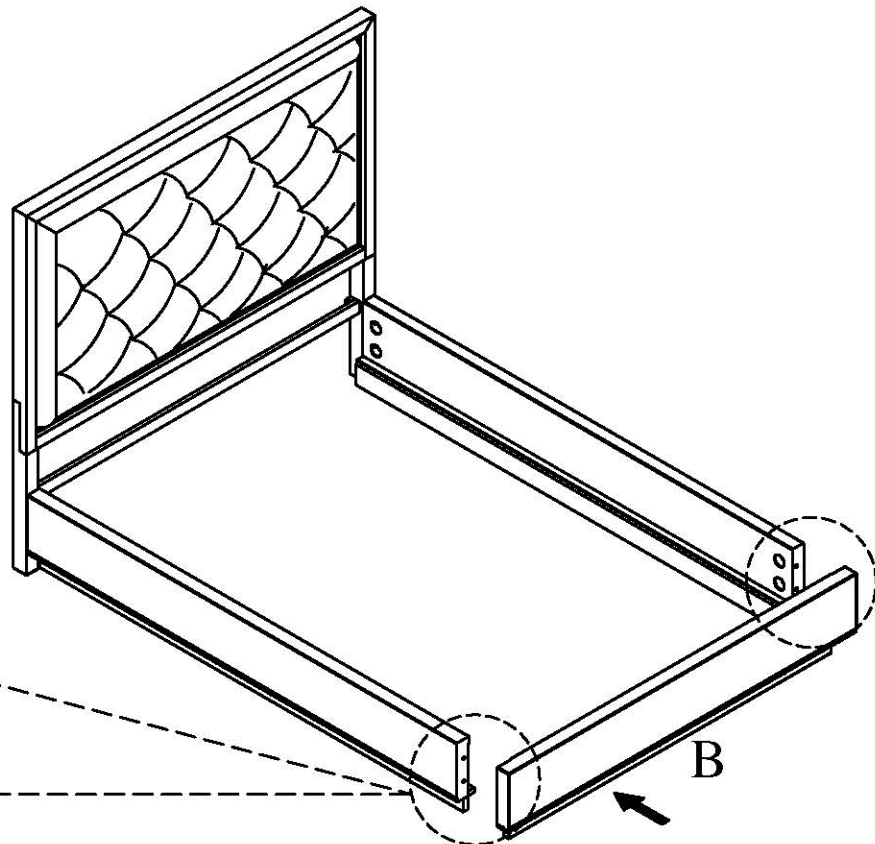
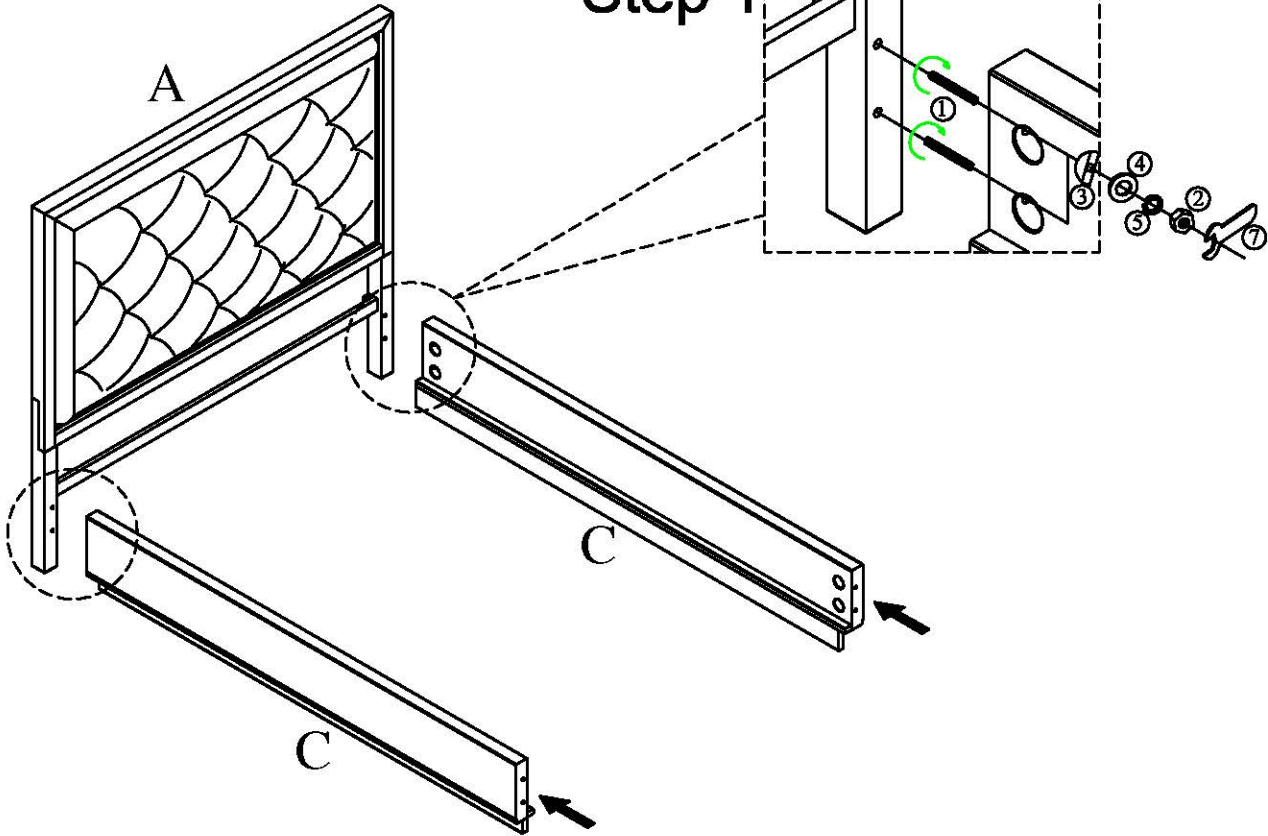
PART LIST			
NO.	Description	Sketch	Q'ty
A	HEADBOARD		1PC
B	FOOTBOARD		1PC
C	SIDE RAIL		2PCS
D	SLAT		4PCS
E	SUPPORT LEG		4PCS

HARDWARE PACK ( IN 5424-2 )				
NO.	Description	Sketch	Size	Q'ty
1	THREADED ROD		5/16" - 18 x 5/16"	8 PCS
2	HEX NUT		17/64"ID x 15/32"OD x 15/64"Tk	8 PCS
3	MOON WASHER		9/64"ID x 19/32"OD x 19/64"Tk	8 PCS
4	FLAT WASHER		5/16"ID x 3/4"OD x 0.083"Tk	8 PCS
5	SPRING WASHER		5/16"ID x 29/64"OD x 0.049"Tk	8 PCS
6	WOOD SCREW		5/16" - 6 x 5/16"	8 PCS
7	OPEN-HEAD WRENCH		5/16"	1 PC

# ASSEMBLY INSTRUCTION

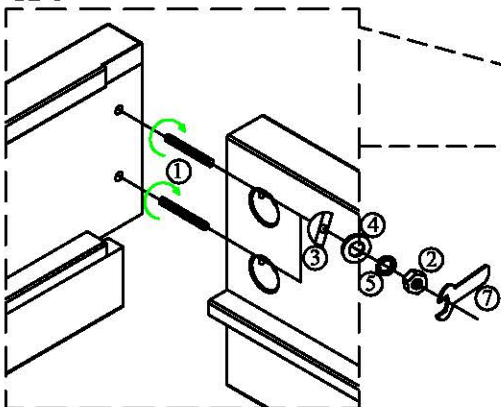
Step 1

x4

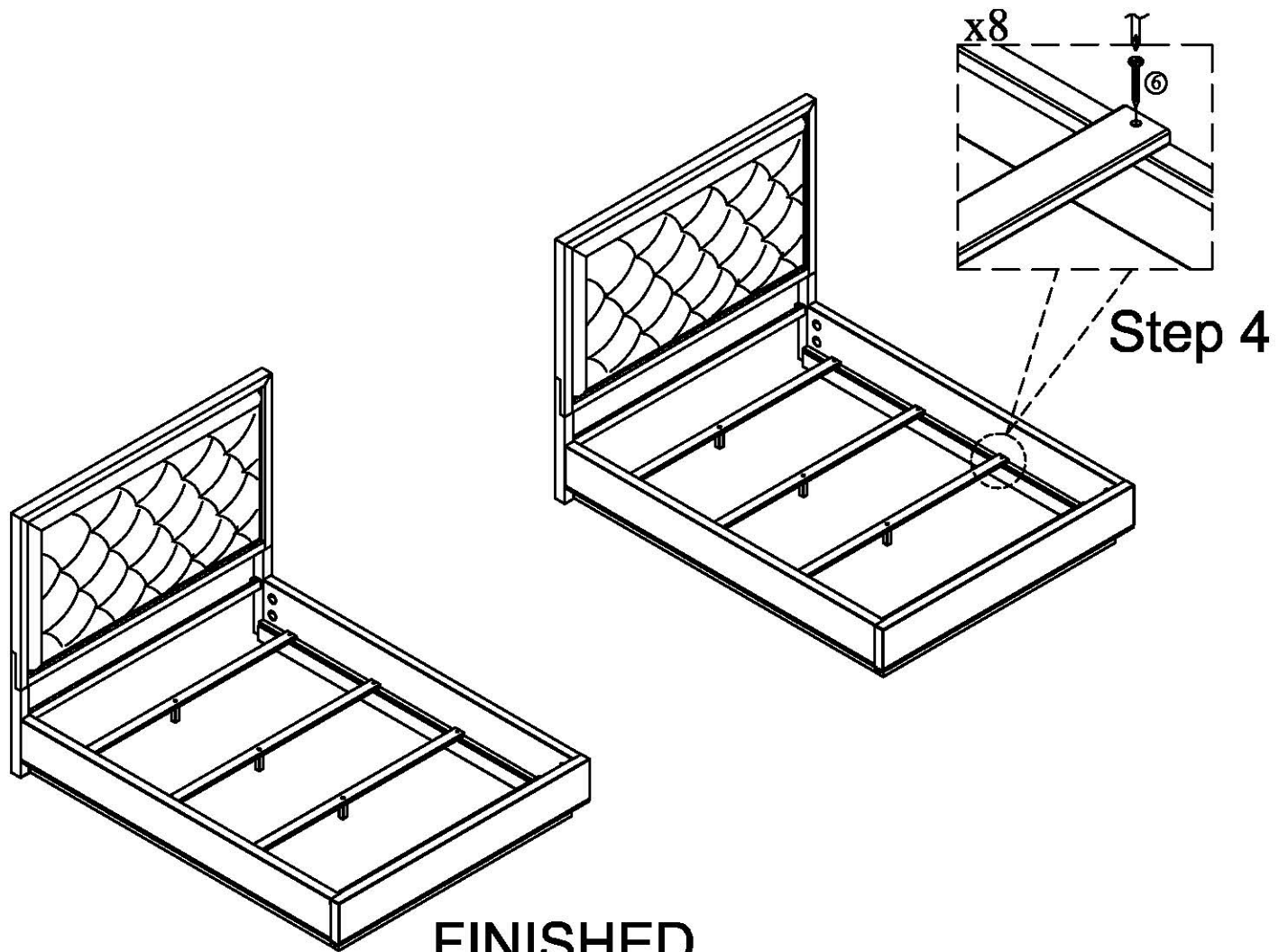
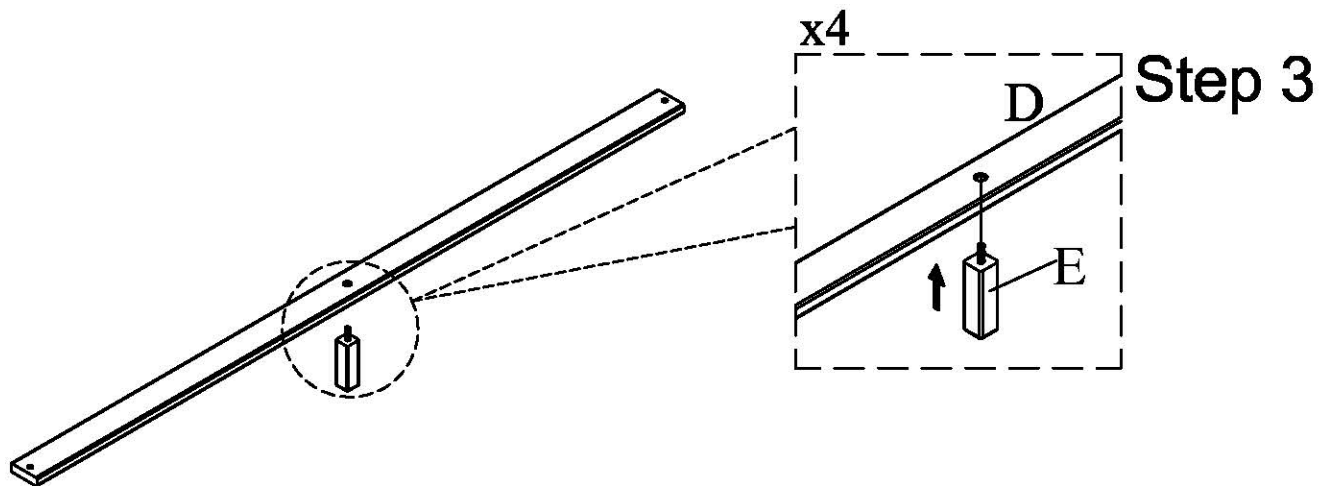


Step 2

x4



# ASSEMBLY INSTRUCTION



**FINISHED**



It is recommended to install protective pads under all legs and supports to avoid damage or scratches when placing furniture on a wood floor or other hard surface, and to limit indentation and prevent discoloration if placing on carpet.



Il est recommandé de placer des coussins protecteurs sous tous les pieds et toutes les bases des meubles pour éviter d'endommager ou d'égratigner les planchers en bois ou autres surfaces dures, et pour limiter l'empreinte et empêcher la décoloration quand les meubles reposent sur la moquette.