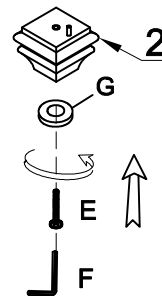
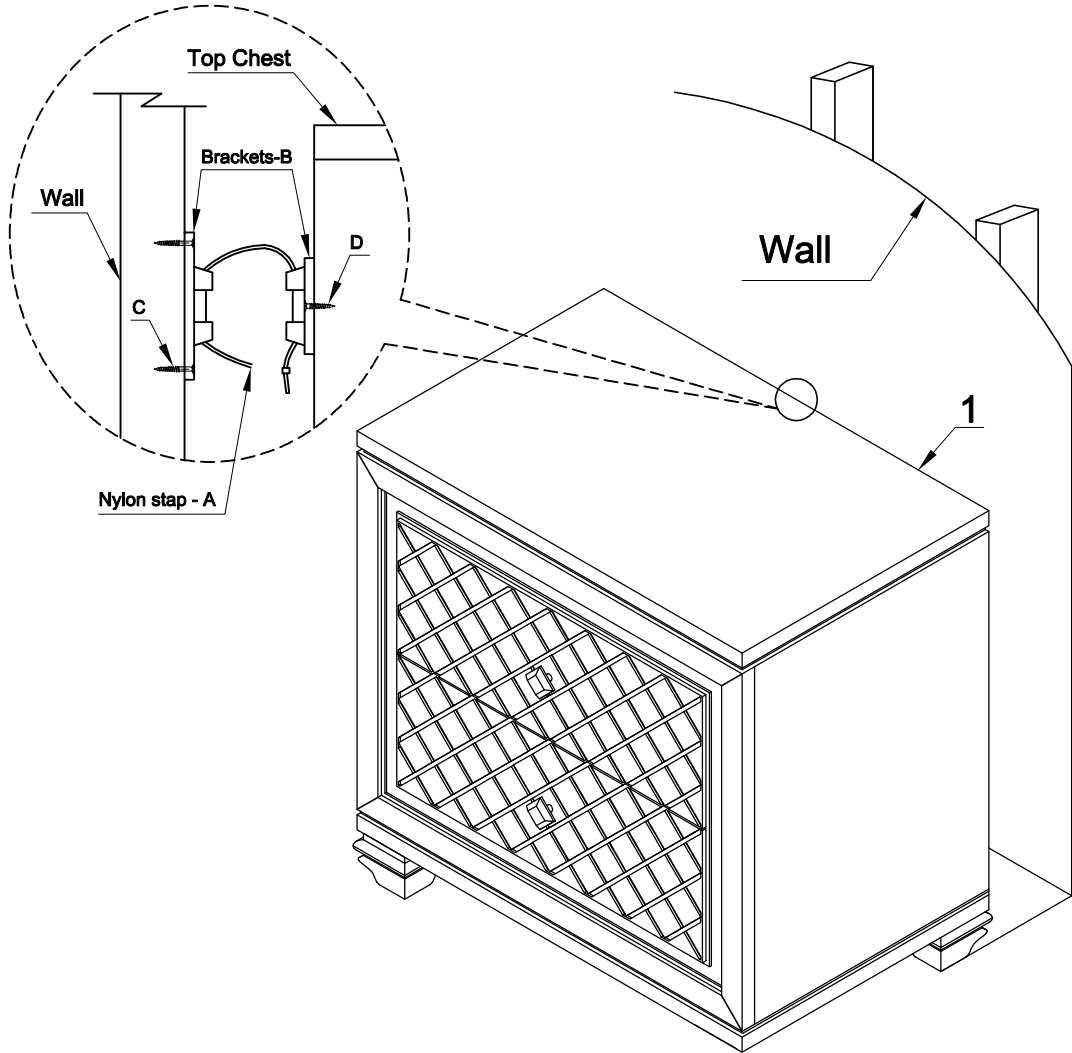


# ASSEMBLY INSTRUCTION





ITEM NO.: 194B1430-4  
NIGHT STAND

Thank you for purchasing this product. Please take time to read and follow the instructions below. Check that you have all parts and hardware before assembly. Parts apparently missing are often found in the packing materials. If you do not have all the parts listed, have your dealer contact us and they will be sent to you immediately.




 It is recommended to install protective pads under all legs and supports to avoid damage or scratches when placing furniture on a wood floor or other hard surface, and to limit indentation and prevent discoloration if placing on carpet.



## Anti-Tipping Hardware Pack

NO.	DESCRIPTION	FIGURE	Q'TY
A	Cable Tie		1PC
B	Bracket		2PCS
C	Screw Ø4*1.25"L		2PCS
D	Screw Ø4*7/8"L		2PCS

## Hardware List

E	Bolt 5/16" x 2"L		4PCS
F	Allen Key		1PC
G	Flat washer 5/16" Dia		4PCS

## NOTE :

 MUST TIGHTEN SCREWS PERIODICALLY WITH USE SCREW WILL BECOME LOOSE  
CHECK TIGHTNESS OF ALL SCREW EVERY 6-8 WEEKS

## Part List

NO.	DESCRIPTION	Q'TY
1	NIGHT STAND	1PC
2	BUN FOOT	4PCS