

ASSEMBLY INSTRUCTION / INSTRUCTION D'ASSEMBLAGE**ITEM NO: 191B1413-1 QUEEN HEADBOARD****191B1413-2 QUEEN FOOTBOARD & SLATS****191B1413-3 QUEEN/EK SIDE RAILS**

Thank you for purchasing this quality product. Be sure to check all packing material carefully for small parts which may have come loose inside the carton during shipment. Identify and count all parts and compare with the Parts List below.



For items use on wooden floor, hard surfaces or carpets, it is recommended to install protective pads under all legs and supports to avoid/ prevent from damages/ scratches and discoloration.







Pour les articles Utilisés sur un plancher en bois, des surfaces dures ou tapis, il est recommandé d'installer des mordaches de protection sous tous les jambes et prend en charge pour éviter/empêcher de dommages/rayures et la décoloration.








PARTS LIST

1	Headboard	1PC
2	Headboard LSF leg	1PC
3	Headboard RSF leg	1PC
4	Footboard	1PC
5	Side rail	2PCS
6	Slat	4PCS
7	Slat support leg	4PCS

HARDWARE LIST OF 1413-1

NO.	DRAWING	DESCRIPTION	QTY
A		Φ5/16"-18x1-3/4" Bolt	6Pcs
B		Φ5/16" Lock Washer	6Pcs
C		Φ5/16"*19*2mm Flat Washer	6Pcs
D		ø5/16" Allen Key	1Pc

HARDWARE LIST OF 1413-3

NO.	DRAWING	DESCRIPTION	QTY
E		Φ5/16"-18 x3-1/2" Hanger Bolt	8Pcs
F		Φ5/16" - Arc Washer	8Pcs
G		Φ5/16"*16*2mm Flat Washer	8Pcs
H		Φ5/16" Lock Washer	8Pcs
I		Φ5/16"* L17 Nut	8Pcs
J		Φ5/16" Open Wrench	1Pc
K		Φ5/16"-18 x 1" Screw	8PCS

ASSEMBLY INSTRUCTION / INSTRUCTION D'ASSEMBLAGE

ITEM NO: 191B1413-1 QUEEN HEADBOARD

191B1413-2 QUEEN FOOTBOARD & SLATS

191B1413-3 QUEEN/EK SIDE RAILS

