

Stevenson protractor :

ok, you say 'I knew baerwald protractors, Loefgren protractors, what is that Stevenson protractor'. In a paper Stevenson wrote in 1966 (pickup arm design, wireless world, may and june 1966 - it's somewhere on the internet), Stevenson shed a new light on cartridge alignment issues. His point is to say that distortion issues are more important at the end of the record. So to minimize distortion, one should set a null point at 60.325mm from the record spindle (the IEC end of the record standard). Using Loefgren equations, (the same equation used by Baerwald), the second optimal null point is then calculated at 117.4 mm.

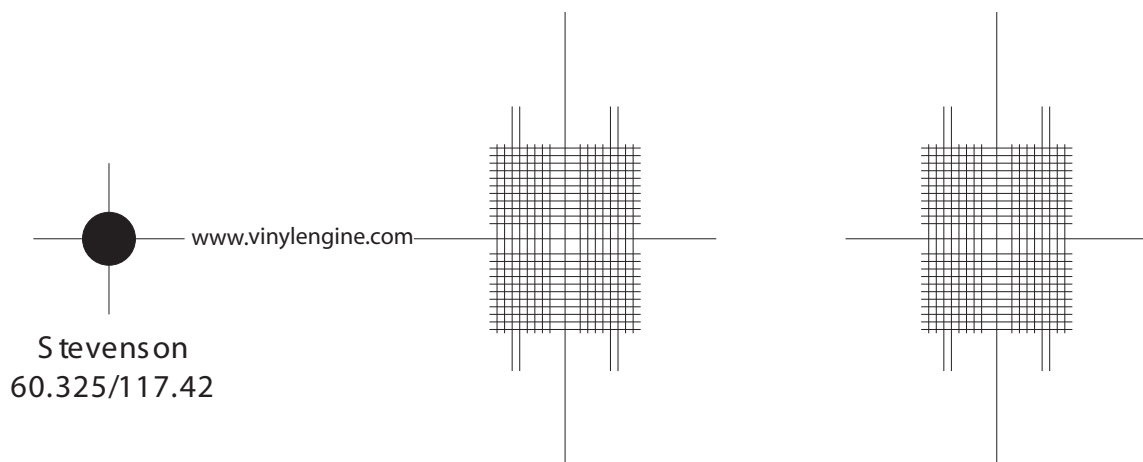
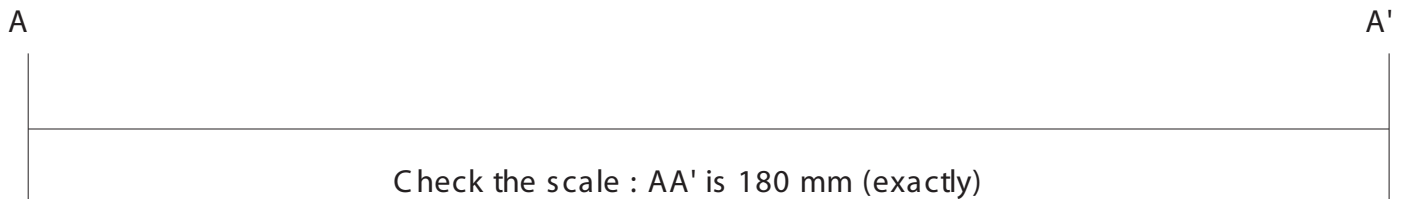
Should you use this alignment method ? why not (you'll tell me...)

BUT (there is a 'but') : on your turntable, the mounting distance (ie the distance between the pivot of the tonearm and the record spindle) is fixed. To achieve an alignment of your cartridge, you then modify the distance between the pivot of the tonearm and the stylus.

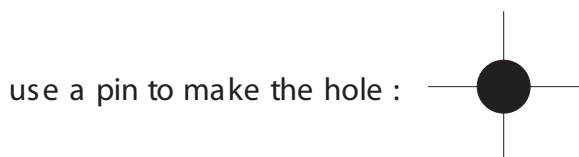
Example : with a 220mm fixed mounting distance,
to obtain Baerwald alignment, the effective length must be 237.5 mm (offset : 23.17°),
to obtain Loefgren alignment, the effective length must be 237.9 mm (offset : 23.13°),
to obtain Stevenson alignment, the effective length must be 235.6 mm (offset : 22.16°).

Now, compared to the baerwald alignment you may have actually, you need to move back the cartridge. The question is then to know if you'll have enough space for that on your headshell !

Now, a personal opinion : this alignment method is the one rega use (the unique null point proposed by the rega protractor offered with rega TT and tonearm is very close to the 60.325 mm decided by Stevenson)



This protractor is free : www.vinylengine.com



Seb did that draw : donate to seb on his paypal account !!
leo_lau_seb@hotmail.com