

SIP Paging 25V/70V Amplifier

The SIP Paging 25V/70V Amplifier is an analog/IP hybrid, cost-effective paging solution. It allows customers to use CyberData's or their existing 70V, 25V, constant voltage speakers, and/or CyberData multicast endpoints in a VoIP environment.

The SIP Paging 25V/70V Amplifier sends and receives multicast, including from any channel of Poly phones.

The SIP Paging 25V/70V Amplifier has a built-in calendar-based scheduler that enables scheduled bells and prerecorded messages to be sent to different multicast zones as well as to a single analog zone. Multiple analog zones can be supported by adding additional SIP Paging 25V/70V Amplifiers.

CyberData's SIP enabled VoIP products are compatible with a vast majority of VoIP systems including SBCs, Gateways, and phone systems both on-premise or cloud-based.

Features

- Supports one analog zone with hundreds* of 25V or 70V speakers/horns with a single home run cable to the Amplifier.
- Calendar based bell scheduler
- Support for security code to prevent unwanted paging access
- Supports 100 DTMF controlled paging groups, that can transmit audio via multicast and the single analog channel
- Can page to unlimited endpoints that are enabled to receive multicast or Poly pages on any Poly channel
- Can receive pages directly from Poly phones as well as other devices that can send standard multicast
- Supports call-in stored message recording
- Paging prioritization
- Loud/Night Ringer function - second SIP extension
- Supports delayed pages, i.e. call buffering
- Supports multiple user accounts
- Master analog volume adjustment via web interface or front panel LCD controls

- Fault sense input
- Line-in for background music
- NTP-based internal clock with battery back-up
- LCD display for monitoring device status, configuration and diagnostics
- Configurable alerts for amplifier temperature threshold, protection, and recovery modes.
- 19-inch rack mountable with removable rack ears

- TLS 1.2 and SRTP enhanced security for IP Endpoints in a local or cloud-based environment
- HTTPS web based configuration
- Support for Cisco SRST resiliency
- Autoprovisioning via HTTPS, HTTP or TFTP
- Configurable event generation for device health and status monitoring
- 802.11q VLAN tagging



Specifications

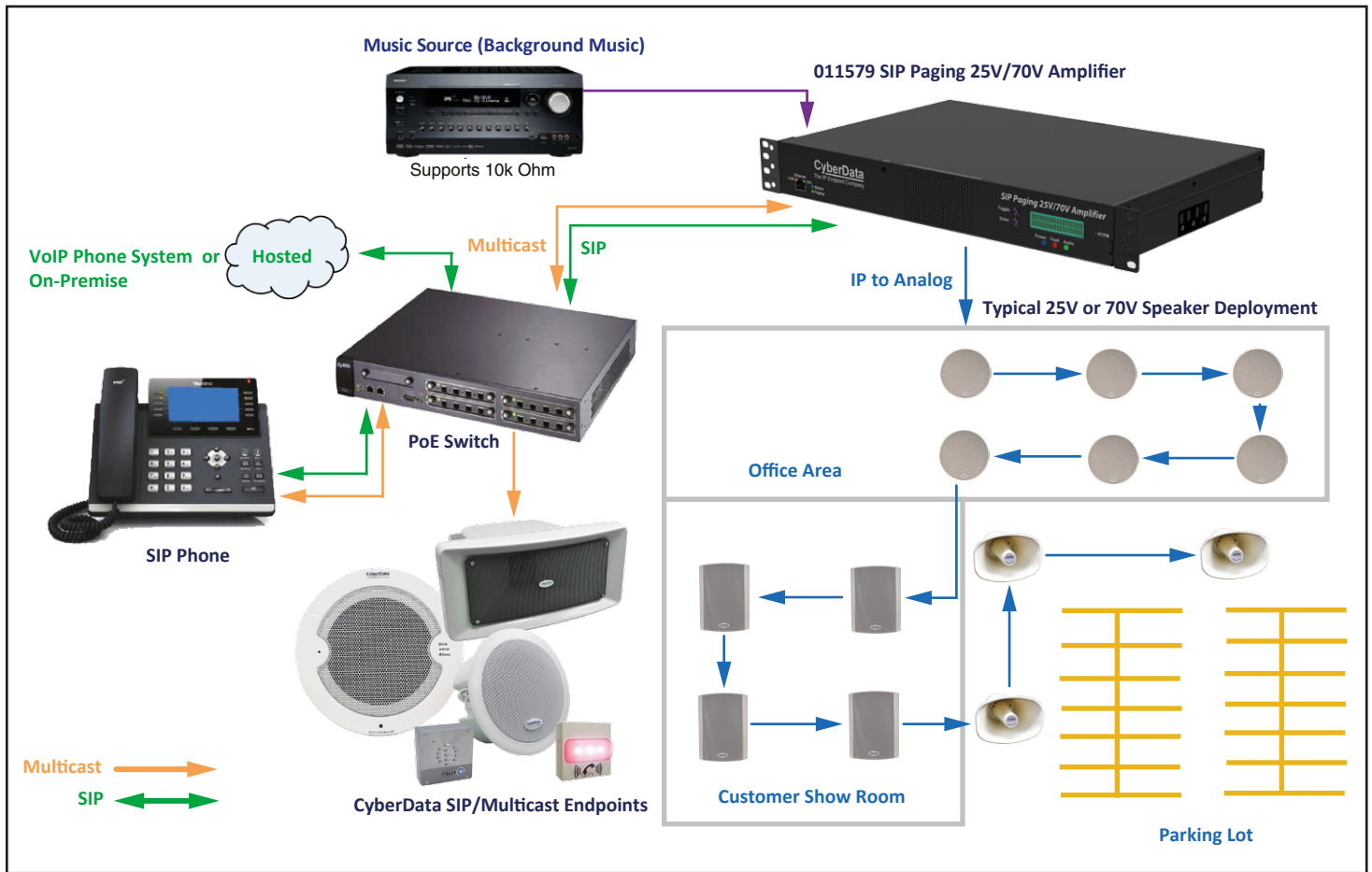
Ethernet I/F	10/100 Mbps
Protocol	SIP RFC 3261 Compatible
Power Input	AC Voltage Input 100-240VAC, 50/60 Hz
Analog Zone Output:	Continuous power output of up to 392W when driving 70V distributed speakers, equivalent load > 12-Ohms Continuous power output of up to 160W when driving 25V distributed speakers, equivalent load > 4-Ohms.
Line In:	
Input Signal Amplitudes	2.0 VPP maximum
Input Impedance	10k Ohm
Line Out:	
Output Signal Amplitudes	2.0 VPP maximum
Output Level	+2dBm nominal
Total Harmonic Distortion	0.5% maximum
Output Impedance	10k Ohm
Payload Types	G.711 a-law, G.711μ-law, G.722, and G.729
Network Security	TLS 1.2, SRTP, HTTPS
Operating Range	Temperature: 15 degrees C to 27 degrees C (60 degrees F to 80 degrees F) Humidity: 5-95%, non-condensing
Storage Temperature	-40° C to 70° C (-40° F to 158° F)
Storage Altitude	Up to 15,000 ft. (4573 m)
Dimensions**	19.0 inches [482.6 mm] Length (with rack ears) 16.85 inches [428.0 mm] Length (w/o rack ears) 10.83 inches [275.0 mm] Width 2.25 inches [57.2 mm] Height
Weight	11.2 lbs [5.1 kg]
Boxed Weight	17.8 lbs [8.1 kg]
Compliance	CE: EMC Directive – Class A EN 55032 & EN 55024, LV Safety Directive – EN 62368-1; RoHS Compliant; FCC Part 15 Class A; Industry Canada ICES-3 Class A; IEEE 802.3 Compliant; TAA Compliant
Warranty	2 Years Limited
Part Number	011579

*Number of speakers supported will depend on the tap setting and the baseline voltage in your typical configuration. Continuous power output is up to 392W when in 70V mode and 160W when in 25V mode.

**Dimensions are measured from the perspective of the product being upright with the front of the product facing you.

SIP Paging 25V/70V Amplifier

Typical Hybrid Analog/IP Installation



Example Analog Speaker Matrix

Note: Configuration as pictured above

	Qty	Power Tap	Total
Ceiling Speakers	6	3.75W	22.5W
Wallmount	4	10W	40W
Horns	3	15W	45W
			107.5W

SIP Paging 25V/70V Amplifier

Connections

25V/70V Output

There are two connections to hook analog speakers up to the amp. The connections accept up to a 12 AWG wire.

Line in

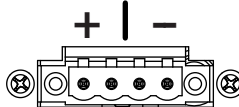
Line level input is for background music applications. The expected input level is 2Vpp (2 volts peak to peak voltage).

Interface I/O

- 1 Fault Sense Input (Common)
- 2 Fault Sense Input (Sense)
- 3-4 Reserved
- 5 Ground Reference
- 6 Relay Contact - Common
- 7 Relay Contact - Normally Open
- 8 Line Level Output (+)
- 9 Line Level Output (-)
- 10 Reserved

Warning:
Check Voltage before
Connecting Speaker(s).

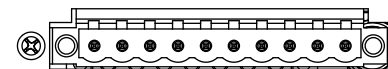
25V/70V Output




Line-in

Interface I/O

1 2 3 4 5 6 7 8 9 10



Dimensions



SIP Paging 25V/70V Amplifier

Related Products:

ANALOG



011588 Analog Ceiling Mount Speaker 25V/70V/8 Ohm



011589 Analog Wall Mount Speaker 25V/70V/8 Ohm



011590 IP66 Analog Horn 25V/70V/8 Ohm

MULTICAST



011394 SIP Speaker with Talk-Back



011457 SIP IP66 Indoor/Outdoor Horn



011376 SIP RGB (Multi-Color) Strobe



011458 Multicast Ceiling Speaker



011487 Multicast Wall Mount Speaker



011527 WiFi Alert Button