



OWNERS GUIDE

Safety Manual and Operating Instructions

Grillbot is registered trademark with U.S. and worldwide patents pending.

SAFETY, PRECAUTIONS AND WARNINGS

YOUR GRILLBOT IS A TOOL, NOT A TOY.

Keep away from children and animals.

GENERAL

- Use caution when operating your GRILLBOT.
- Do not store near open flame or expose to the elements.
- GRILLBOT is intended for use as a grill cleaner and should not be used for any other purpose.
- Always close grill cover when using your GRILLBOT.
- YOUR GRILL IS HOT. Use caution when placing your GRILLBOT on the grill.
- ALWAYS ensure that your grill temperature has cooled to below 250 degrees before using GRILLBOT. Excessive heat may damage the product and result in burn injuries.
- GRILLBOT is equipped with sensors which sound an alarm if GRILLBOT is too hot. If alarm sounds, immediately remove GRILLBOT from your grill and turn it off, making sure not to touch the grill or rotating brushes as you do so.
- Do not substitute power cords or adaptors. Only recharge GRILLBOT with AC recharge adaptors provided by the manufacturer.

BRUSHES

BEFORE EVERY USE INSPECT GRILLBOT AND BRUSHES FOR LOOSE BRISTLES.

- Bristles from the brushes can disengage and may cause choking or ingesting injury. ALWAYS INSPECT YOUR GRILL FOR LOOSE BRISTLES BEFORE COOKING.
- Keep hands, loose clothing, jewelry, hair etc away from moving brushes.
- Always inspect brushes prior to and after using GRILLBOT and replace immediately if brushes or brush bristles are missing or appear to be loose. Brushes should be cleaned regularly.
- Brushes should be changed every season or every 100 uses to ensure best results and maintain maximum safety
- Excessive use of brushes may result in loose or stray bristles
- Use caution when removing or changing brushes. Jewelry, hair or other loose items may become tangled in brushes.
- Always turn GRILLBOT off and unplug from AC adaptor before changing or removing brushes.

BATTERIES

Your GRILLBOT contains a rechargeable battery. The battery is recyclable. At the end of its useful life, under various state and local laws, it may be illegal to dispose of this battery into the municipal waste stream. Check with your local solid waste officials for details in your area for recycling options or proper disposal. Dispose of the batteries only at approved disposal sites. To locate an appropriate site consult EPA.gov for information in your area.

NEVER dispose of battery packs in a fire, throw them in a trash receptacle, put them in a recycling bin not intended for battery disposal or otherwise discard them in a manner that may result in their being hazardous to the environment.



CAUTION!!!

There is a danger of explosion if battery is incorrectly replaced. Replace only with the same or equivalent type recommended by the manufacturer. Discard used battery according to state and local laws.

Do not use or leave batteries near a heat source. Heat can melt the insulation and damage other safety features, possibly leading it to leak acid, overheat, emit smoke, burst and/or ignite.

REMEMBER, YOUR GRILLBOT IS A TOOL, NOT A TOY.



TABLE OF CONTENTS

SAFETY, PRECAUTIONS AND WARNINGS	1
TABLE OF CONTENTS	4
A NOTE FROM THE INVENTOR	5
PRODUCT DIAGRAM & PACKAGE CONTENTS	6
CHARGING AND ELECTRICAL INSTRUCTIONS	7
STEPS FOR CLEANING GRILL	8
BRUSHES: BRASS AND STAINLESS STEEL	9
ORDER AND RE-ORDER INFORMATION	10
TIPS AND SAFETY	11
WARRANTY AND PRODUCT REGISTRATION	12



A MESSAGE from the INVENTOR.

Greetings,

It is my pleasure to welcome you to the world of GRILLBOT: If you are reading this message, clearly you are an individual who values good eats off the grill, and good times with family and friends. Congratulations, you are a discerning consumer who can delegate, leaving cleanup to the powerhouse, automated precision of the Grillbot. It is a pleasure to serve you.

I always knew I would invent something, and it is really satisfying to have created a product that cleans the way for others to enjoy more, and scrub less. My goal was to make the GRILLBOT both efficient and user-friendly, the fact that they are also cool is just dressing. However, handsome as GRILLBOT is, it is important to remember it is a machine with a mission; a tool, not a toy. Please follow the instructions, pay attention to the precautions, and follow the tips provided in the manual for years and years of clean grilling pleasure. Regular use of GRILLBOT will extend the life of your grill, enhance the taste of your food and elevate your family's outdoor grilling experience. Remember when the last bun's been toasted... it's time to GRILLBOT!

NOW, GET COOKIN!!!

Oh, and by the way, I like my rice dirty, my steak blackened, but my grill...she shines bright!

Ethan Woods



AUTOMATIC GRILL CLEANING ROBOT

The Grillbot --- Grillbot's Gotcha Covered

Take the grunt-work out of grill-cleaning with Grillbot's powerful motors and replaceable bristle-brushes. Simply put the Grillbot on your grill, press a button, and you're done! Grillbot scours grease and caked-on grime leaving your grill sparkling clean.

Grill cleaning has never been easier!


QUICK FEATURES LIST

- PUSH BUTTON OPERATION
- THREE POWERFUL ELECTRIC MOTORS
- THREE REPLACEABLE BRUSHES
- BUILT IN LCD ALARM AND TIMER
- SMART COMPUTER BRAIN TO REGULATE SPEED AND DIRECTION
- RECHARGEABLE BATTERY WITH AC ADAPTOR


Comes in 4 AMAZING colors



www.grillbots.com



GRILLBOT FEATURES



Built in LED alarm and timer

Push Button Operation

3 Replaceable Brushes that rotate

Separate case allows unit to attach to the grill

Cleans hot or cold grill (No open flames)

3 Powerful electric motors

Grillbot moves in Circular Motion to clean the grill

YOUR GRILLBOT INCLUDES:

- 1 grillbot
- 1 battery pack (Located under the lid)
- 1 adapter (applicable for between 110-220V)
- 3 brass brushes*(installed)

*Brass brushes are standard issue with all new GRILLBOT. These softer brushes are recommended for porcelain or enamel coated grill grates. Stainless steel brushes are available for more robust grates and deeper cleaning.



CHARGING & ELECTRICAL

- Before first use, your GRILLBOT will need to be charged.
- The initial charge will take about 8 hours.
- GRILLBOT's built in sensor will prevent over charging.

When the battery is low the LCD display will flicker, motors will stop working and will beep for 15 seconds.

The Grillbot will go into "sleep" mode after 60 seconds.

When battery is fully charged, the battery level indicator will be full.

Alarm will beep for 15 seconds and LCD light will turn off.

Note: When plugging in for charging, the LCD light will turn on and the "START" button will be locked preventing the Grillbot from turning on.

The LCD light will turn off after 3 seconds when fully charged or disconnected.

STEPS FOR USING GRILLBOT

After a full 8 hour charge your GRILLBOT is ready to do the dirty work.

FIRST THINGS FIRST, BE COOL. GRILL TEMPERATURE MUST BE BELOW 250 DEGREES! For gas grills, turn off flame, open lid and allow to cool at least 5 minutes before running GRILLBOT. For charcoal grills, allow flame to die down, open lid and allow to cool for at least 20 minutes or longer.

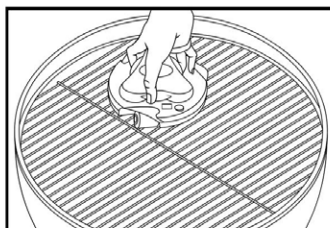
DANGER!!!

GRILLBOT will work on a cold or hot grill. The built in heat sensor will alert you if the grill is TOO HOT. Failure to allow for proper cooling may result in product damage or burn injury.

IMPORTANT - ALWAYS inspect GRILLBOT brushes for shedding bristles or loose wires.*

1 - PLACEMENT

Holding GRILLBOT from the top-side (NOT THE BRUSH SIDE!) place on grill grate making sure barbeque is on a level surface for both safety and most effective cleaning



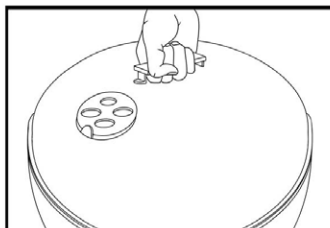
2 - PRESS

Press button once for 10 a minute clean, twice for a 20 minute clean or three times for a full 30 minute clean. There is a 5 second delay allowing for grill placement. To manually turn off, press and hold button for 10 seconds or until you hear a beep. Grillbots LCD display and timer will countdown until cleaning is done. Alarm will sound to let you know when cleaning is finished. Your Grillbot will turn off automatically when job is done!



3 - CLOSE

Always CLOSE grill lid when using your GRILLBOT.



4 - Overheat alarm

When the grill is too hot, The alarm will sound for 15 seconds and motors stop working automatically.

After the grill cools down, press the button to re start working as needed.

GRILLBOT will let you know when cleaning is complete by emitting an audible beep.

GRILLBOT brushes are easy to clean. Simply remove brushes by picking grillbot up by its handle. Press the button while being careful not to hurt yourself. and place in upper rack of your dishwasher.

CLEAN brushes will produce a CLEANER grill.

BRASS & STAINLESS BRUSHES

GRILLBOT brass brushes *are specifically designed to help protect the coating on your grill grates while maintaining flavor. GRILLBOT loves to scrub and you may use it as often as you like. For a more robust clean, try our stainless steel brushes recommended for non-coated grates. Order at www.grillbots.com.

Brushes should be changed every season or every 100 uses to ensure best results and maintain maximum safety.

***REPLACING BRUSHES**

At the first sign of loose bristles, it is time to replace brushes. Do not use brushes with loose wires or shedding bristles. Failure to replace brushes with loose wires or shedding bristles may result in an ingesting or choking hazard.

It is recommended you have a second set of brushes on hand to immediately replace worn, shedding or loose-wired brushes.

*Brass brushes are standard issue with all new GRILLBOT. These softer brushes are recommended for porcelain coated grill grates. Stainless steel brushes are available for a more robust clean and non-coated grates.

ORDER / RE-ORDER

Purchase additional GRILLBOTS
for family, friends, the lake house, the cabin - everyone, everywhere!



<http://www.grillbots.com>

ITEMS AVAILABLE

Grillbots - available in the following four colors: blue, black, red, orange

brass brushes

stainless brushes

t shirts

visor

apron

degreaser

Coming Soon!

LIMITED WARRANTY

This warranty applies to all new Grillbot products that were purchased from us or from an authorized retailer. We warrant that, for a period of 180 days from purchase, Grillbot will be free of defects in materials or workmanship, under normal use only for its intended purpose. This limited warranty covers manufacturing defects in materials and workmanship that might occur during normal use of Grillbot while being used by the original purchaser. Brushes, batteries and Grillbot's charging cord are not covered by this Limited Warranty. Defects resulting from improper maintenance, unauthorized repairs or failure to follow operational instructions are not covered. Damage caused by the use of accessories and parts, including batteries, that were not manufactured by [Grillbot] voids the limited warranty.

THERE ARE NO EXPRESS WARRANTIES OTHER THAN THOSE LISTED AND DESCRIBED ABOVE, AND NO WARRANTIES WHETHER EXPRESS OR IMPLIED, INCLUDING, BUT NOT LIMITED TO, ANY IMPLIED WARRANTIES OF MERCHANTABILITY OR FITNESS FOR A PARTICULAR PURPOSE, SHALL APPLY AFTER THE EXPRESS WARRANTY PERIOD STATED ABOVE, AND NO OTHER EXPRESS WARRANTY OR GUARANTY GIVEN BY ANY PERSON, FIRM OR CORPORATION WITH RESPECT TO THIS PRODUCT SHALL BE BINDING ON Grillbot LLC. [WE] SHALL NOT BE LIABLE FOR LOSS OF REVENUE OR PROFITS, FAILURE TO REALIZE SAVINGS OR OTHER BENEFITS, OR ANY OTHER SPECIAL, INCIDENTAL OR CONSEQUENTIAL DAMAGES CAUSED BY THE USE, MISUSE OR INABILITY TO USE THIS PRODUCT, REGARDLESS OF THE LEGAL THEORY ON WHICH THE CLAIM IS BASED, AND EVEN IF Grillbot, LLC HAS BEEN ADVISED OF THE POSSIBILITY OF SUCH DAMAGES. NOR SHALL RECOVERY OF ANY KIND AGAINST Grillbot, LLC BE GREATER IN AMOUNT THAN THE PURCHASE PRICE OF THE PRODUCT SOLD BY Grillbot, LLC AND CAUSING THE ALLEGED DAMAGE. WITHOUT LIMITING THE FOREGOING, PURCHASER ASSUMES ALL RISK AND LIABILITY FOR LOSS, DAMAGE OR INJURY TO PURCHASER AND PURCHASER'S PROPERTY AND TO OTHERS AND THEIR PROPERTY ARISING OUT OF THE USE, MISUSE OR INABILITY TO USE THIS PRODUCT SOLD BY Grillbot, LLC NOT CAUSED DIRECTLY BY THE GROSS NEGLIGENCE OF Grillbot, LLC. THIS LIMITED WARRANTY SHALL NOT EXTEND TO ANYONE OTHER THAN THE ORIGINAL PURCHASER OF THIS PRODUCT, IS NONTRANSFERABLE AND STATES YOUR EXCLUSIVE REMEDY.

Some states do not allow limitations on how long an implied warranty lasts, or the exclusion or limitation of incidental or consequential damages, so the above limitations or exclusions may not apply to you. This warranty gives you specific

legal rights and you may also have other rights which vary from state to state. To assure the proper handling of your warranty, and to facilitate verification of the original date of purchase, we suggest you complete registration immediately. Should your product prove to be defective during the warranty period, we will have the option to repair or replace your product at no charge. Shipping costs are not included in the terms of this warranty and are the sole responsibility of the purchaser. This Warranty will be void if defect is caused by accident, misuse, negligence, including tampering, abuse or damage in transit. Further, this Warranty will be void if Grillbot is damaged or broken by excessive heat, exposure to direct flame, exposure to rain or snow, or falls from a grill because Grillbot was used without following the enclosed instructions. This Warranty does not cover anything other than a manufacturing defect. This Warranty excludes any relief for incidental or consequential damages.

REGISTRATION



<http://www.grillbots.com>

Please register your Grillbot within 30 days of purchase at www.grillbots.com

Your Serial Number is located in the Quick Guide.