

TWISTEEL

9100
MIYOTA MOVEMENT

TW STEEL

TW Steel is a watch brand harmoniously combining both design and innovation. 'The Watch in Steel' leads the oversized market with style and quality guaranteed. TW Steel values the most important relationship of all – the one with the consumer. To express this, we hereby give you all the information that you need to enjoy your TW Steel watch to the fullest.

MAINTENANCE

TW Steel uses the best materials and carries out strict controls before the watch leaves the factory. The way in which you wear or treat your TW Steel will determine whether the appearance of the watch is maintained in the future, or whether it will deteriorate. In order to enjoy wearing your TW Steel as long as possible, we include a number of tips: If the watch comes into contact with hard or corrosive materials, this can cause damage, which, if it occurs regularly, will become clearly visible in the form of scratches.

Your watch should be cleaned with a soft cotton cloth that is not impregnated with any cleaning material. Absolutely no cleaning materials should be used. It is advisable to regularly polish your watch with a soft cotton cloth. The watch is a precision mechanical instrument and should be treated as such. Adjusting the time or date, opening or closing the crown or crown cap, should not be done roughly, but carefully.

WINDING THE MAINSPRING

Automatic winding watch can be also manual-winded by turning the crown in "A" position. Wind 15 ~ 20 times clockwise until second hand starts to move naturally.

ADJUSTING DAY

1. Adjust the date by rotating the crown counter-clockwise in "B" position.

ADJUSTING DATE

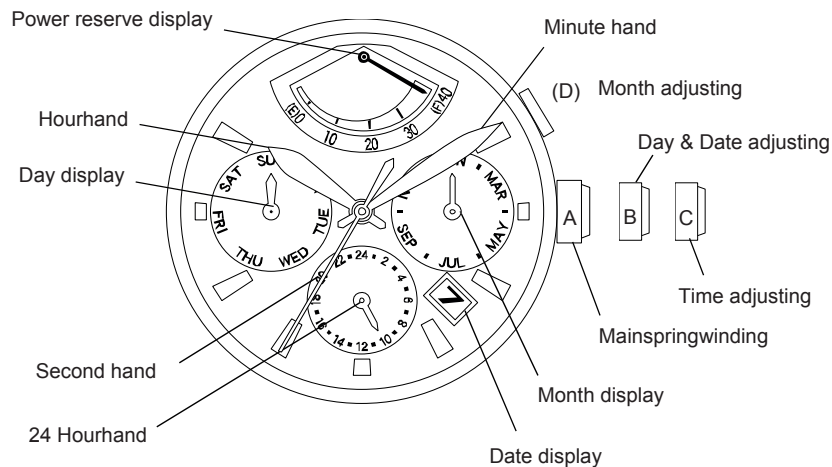
1. Adjust the date by rotating the crown clockwise in "B" position.

ADJUSTING TIME

1. Rotate the crown in "C" position and adjust the standard time.
2. Then check if it is morning or afternoon and adjust correctly.

ADJUSTING MONTH

1. Push the button "D" and adjust the month.
*If the button is not pushed to the end, the month is not changed perfectly.



TIME MEASUREMENT & WINDING

Mechanical

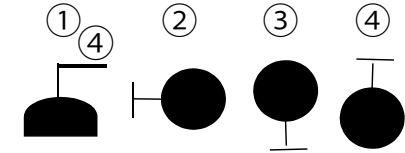
Accuracy

Measure within lapse of 10 ~ 60 minutes from full winding with ① posture.

Posture difference

Measure accuracy in below ① ~ ④ postures.

- ① Dial side up
- ② 6 o'clock side up
- ③ 9 o'clock side up
- ④ 3 o'clock side up

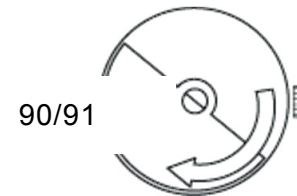


To make full-winded

90 / 91

Turn the crown 40 times

Winding direction



CAUTION : IF THE CROWN IS NOT PRESSED IN PROPERLY, THE WATCH IS NO LONGER WATERPROOF AND THE MOVEMENT CAN BE SERIOUSLY DAMAGED!