



NODUS

- *Est. 2013* -



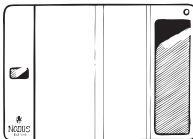
Thank you for purchasing



the **Access Case**  
by *Nodus*



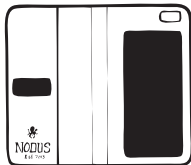
## Product Instructions



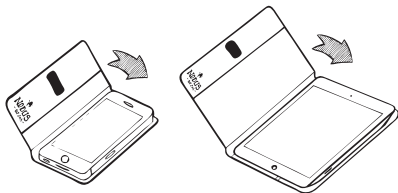
1. Carefully remove protective film from the Micro Suction pads. Make sure not to peel off the Micro Suction rubber itself.



2. Make sure that both the rear surface of the device and the Micro Suction rubber pads are clean, dry and free of dust and grease.  
*(for cleaning instructions please see the Product Care section of this leaflet).*




3. Line up your device with the camera hole and the edge stitching, before firmly pressing onto the Micro Suction rubber.



4. Close the case and firmly squeeze to make sure the Micro Suction has created a strong bond.



5. Before use, test that the case is securely attached in a safe manner by holding a hand under the device, making sure that the product can support the weight of your device unassisted.



6. To remove, simply pull or peel the device off, being careful not to bend the case as the Micro Suction can be quite strong.

## Storage


To prevent damage to the product, do not store in the closed position without a device installed. It is possible that the two micro suction pads can stick to each other, damaging them and the leather.

For product maintenance please see over leaf in the Product Care section.



## Micro Suction Technology

Micro Suction pads are bonded to the inside surface of the Access Case. The surface of these pads are covered in millions of microscopic suction cups which grip to your device by forming millions of partial vacuums. Over time these suction cups can fill with debris such as dust and grease causing the rubber to lose suction. However, a simple clean (see below for instructions) will rejuvenate the Micro Suction rubbers properties.



## Product Care

Cleaning the Micro Suction pads:

1. Using a damp microfiber (or similar) cloth, gently wipe the Micro Suction rubber clean of dust, grease and other debris.

Do NOT clean with any rough or abrasive cloths, any fabric that will leave debris, or any detergent as this could damage both the Micro Suction rubber and the leather.

2. Leave to naturally air dry in a warm, dry and dust free environment until no moisture is present.

Do NOT dry with a towel, cloth or heated equipment (such as; a fan heater, radiator or hair drier), as this will damage both the Micro Suction rubber and the leather.

Leather care - The leather parts of the case should be treated with a leather care product from time to time to maximise the life of the product.

Do NOT attach the product to a device immediately after it has been exposed to excessive heat as it will not be able to produce a strong enough vacuum.



## Terms of Use

Thank you for purchasing this Nodus Collection Product (the Access Case). It is manufactured to a high standard and we hope that you enjoy using it.

This Product uses Micro Suction technology to attach to your device. In order for this suction to operate to the maximum effect, please read and follow the instructions carefully every time you use the case. Failure to do so can result in damage to your device.

Always make sure that a strong connection has been made between your device and the Product. To avoid damaging your device test this every time in a safe manner, as detailed in the instructions.

Should the product not support the weight of your device, clean the micro suction rubber and device as detailed in the instructions.

Air dry the micro suction rubber only, in a natural environment without the use of towels, cloths or heated equipment (for example; fan heaters, hair driers or radiators etc.).

The Product should be washed with water only. Any form of detergent or rough surface may damage the product. After cleaning make sure the micro suction rubber has dried fully before use.

The Product should at all times be used in a sensible manner and not thrown, used in any manner involving excessive movement or dropped. The Product should not be immersed in water or exposed to excessive cold or heat. If the Product should become wet, damp or excessively hot then you should not place any phone or tablet in the Product until it is completely dry and or returned to a normal temperature.

We exclude all liability for loss or damage to any phone or tablet arising from the incorrect use of the Product and if you think that the Product is faulty then please contact us to arrange for return and testing of the Product and if the Product is faulty then we will replace the Product or at our discretion provide you with a refund. Please view our terms and conditions at [[www.thenoduscollection.com](http://www.thenoduscollection.com)] for more detailed information.

Compatible devices for this product range; Apple products, iPhone 4/4s/5/5c/5s, iPad 2/3/4/Air, iPad mini 1/2. Samsung products, Galaxy S4.



# NODUS

- Est. 2013 -

[www.thenoduscollection.com](http://www.thenoduscollection.com)