

QuickKlean™ PROTECTIVE APPAREL WASHING INSTRUCTIONS

Recommended Frequency: Daily, however clean as needed throughout the day

Where: 3-compartment sink

1




Inspect for excessive wear or damage. Discard immediately if damaged and replace.

In the event the inner liner of gloves or oven mitts gets saturated due to prolonged exposure to water, the inner liner can be removed and hung to air dry. Once dry, reinsert inner liner into outer shell and put back into service. NOTE: QuickKlean™ protective apparel is safe to use wet!




2




Use warm soapy cloth or hand to clean exterior and interior surfaces, including seams.

3



Thoroughly rinse / flush cleaning solution from exterior and interior surfaces. Do NOT soak or submerge for an extended period.

4



Sanitize all exterior and interior surfaces with sanitizing solution. Follow contact time recommended by manufacturer.

EXTERIOR

INTERIOR

5

If not putting back into service immediately, hang QuickKlean™ Protective Apparel on designated Safety Station to air dry overnight.

QuickKlean™ protective apparel is safe to use wet or dry and can be put back into service immediately.

Note: Rinse any residual sanitizing solution from apparel / equipment if putting back into service.



SCAN TO WATCH VIDEO

For technical information contact Tucker Safety Products, Inc. at 800.786.7287 or visit us at www.tuckersafetyproducts.com