

CHAR BROILER

This is our QUEST original design, incorporating a three sided insulated splash to provide maximum heat retention, contain splattering and focus excess heat and smoke upwards into the ventilator.

Our standard, heavy duty round steel grid is a perfect all purpose grid, providing just the right blend of heat retention, product support and branding mark. Other grid options include diamond and cast iron styles to meet every application.



Model QB 32



Product Features

- Range matching: low profile/modular design
- Stainless steel radiants: charbroiled flavour and appearance without charcoal
- High performance: hotter than competitive broilers
- Easy tilt grid: minimizes flare-ups and increases cooking flexibility
- Dismantles easily for cleaning
- Insulated side splash

Optional Features

- Cast iron top grates
- Diamond shaped top grates
- Front condiment rail, plating shelf or "Belly Bar"
- Knob guards
- Flexible gas connector kit
- Adjustable counter legs

Optional Bases



Model EST
SS Tubular Stand
(with or without shelf)



Model ESA
SS Cabinet Base
(with or without doors)



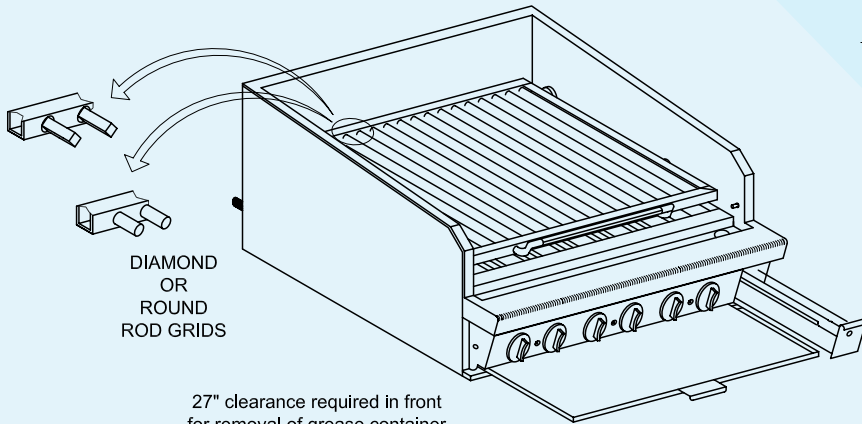
Model QRB
Refrigerated
Drawer Base



Model QGRO & QGCO
Standard and Convection
Oven

Installation Notes

- Specify natural gas or propane
- Unit requires 6" (150 mm) clearance from combustible walls at back and 3" (75 mm) at sides
- 3/4" (19 mm) gas connection at rear (ideal for gas hose connection)
- 27" (685 mm) clearance required in front for removal of grease container

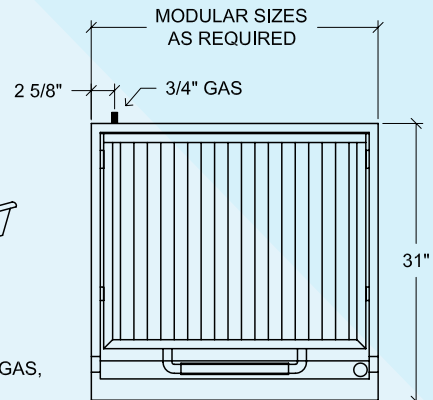
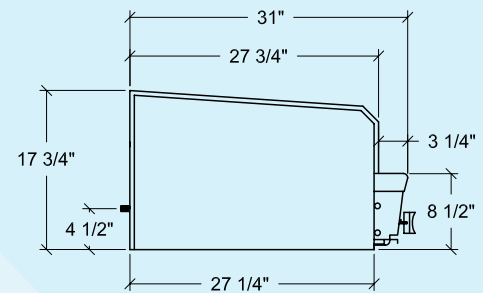


DIAMOND
OR
ROUND
ROD GRIDS

27" clearance required in front
for removal of grease container

MODEL QB32
CHAR BROILER
SHOWN

3/4" REAR GAS CONNECTION,
REGULATOR REQUIRED FOR NAT. GAS,
SUPPLIED LOOSE, SET AT 3.5 W.C.



MODEL	WIDTH	DEPTH (mm)	BODY HEIGHT (mm)	BTU'S	GAS LINE	GRID SIZE		SHIPPING WEIGHT	
						SQ IN	SQ CM	LBS	KGS
QB 24	24" (610)	31" (790)	8½" (216)	60,000	¾" (19)	476	3071	215	98
QB 32	32" (815)	31" (790)	8½" (216)	90,000	¾" (19)	662	4271	275	125
QB 40	40" (1020)	31" (790)	8½" (216)	120,000	¾" (19)	848	5471	330	150
QB 48	48" (1220)	31" (790)	8½" (216)	150,000	¾" (19)	1035	6677	390	175

NOTE: Dimensions are accurate at time of publication but subject to change without notice. If sizes are critical consult the factory.

Quest

METAL WORKS

A DIVISION OF RUSSELL FOOD EQUIPMENT



889 Erin Street, Winnipeg, Manitoba R3G 2W6 Canada

Office: 204.786.2403 • Fax: 204.783.7598

Email: sales@questmetal.com

questmetal.com