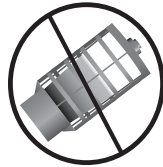
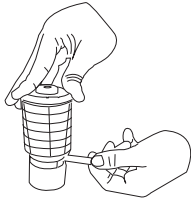


INSTRUCTIONS

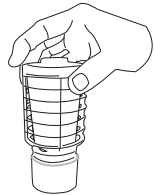
1) Keep refill upright after opening.



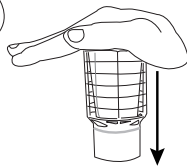
2) When activating refill, push down and twist.



1. Remove Strap

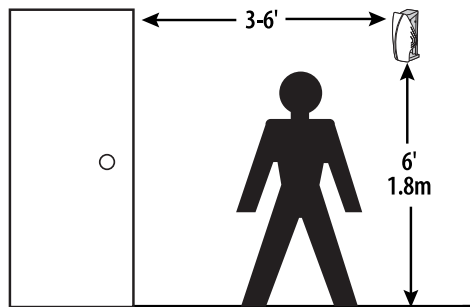


2. Push down



3. Twist

3) Choose 60 or 90 day setting and position the dispenser in an area where moving air will disperse the fragrance and neutralizer throughout the entire area, i.e., 3-6 ft within the entrance way.

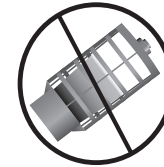


Note: This product is designed for commercial restrooms and is effective in areas that are approximately 20' x 30' with a ceiling height of 10' (3-4 stall restrooms) (6,000 cubic ft).

107874

INSTRUCTIONS

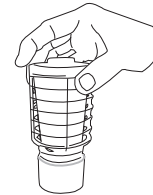
1) Keep refill upright after opening.



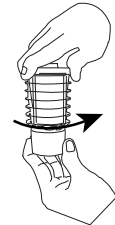
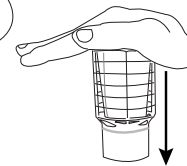
2) When activating refill, push down and twist.



1. Remove Strap

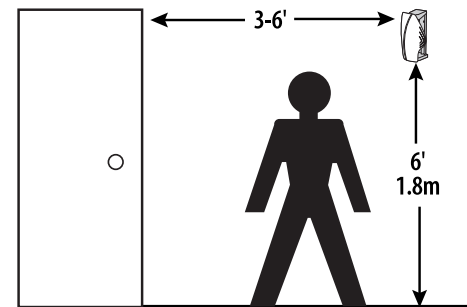


2. Push down



3. Twist

3) Choose 60 or 90 day setting and position the dispenser in an area where moving air will disperse the fragrance and neutralizer throughout the entire area, i.e., 3-6 ft within the entrance way.



Note: This product is designed for commercial restrooms and is effective in areas that are approximately 20' x 30' with a ceiling height of 10' (3-4 stall restrooms) (6,000 cubic ft).

107874