

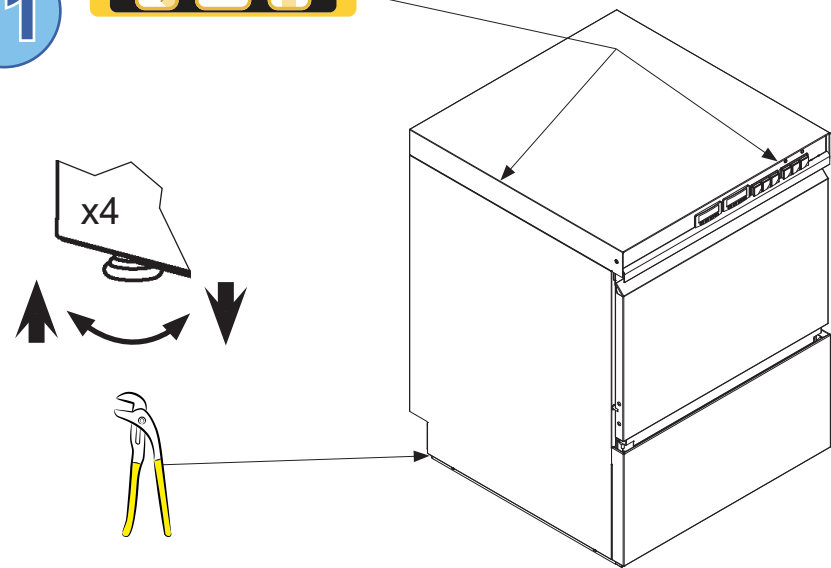
10



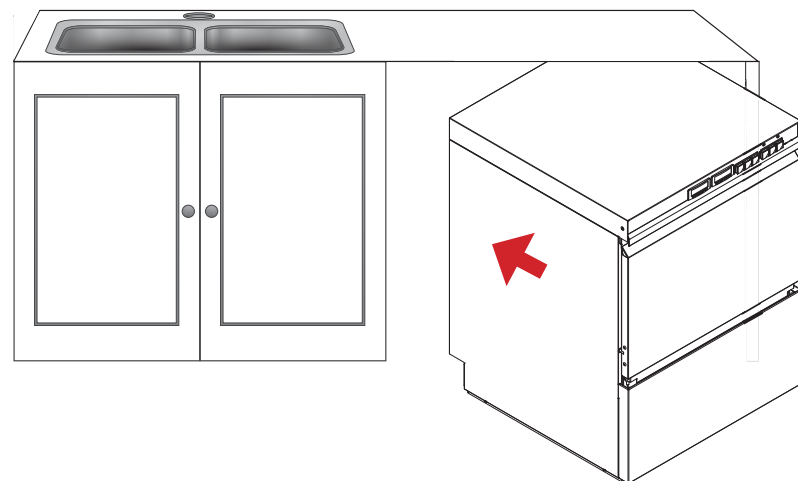
Hold for 2 minutes.
Mantenga durante 2 minutos.
Maintenez pendant 2 minutes.



11



12



For the HT-E English Manual:



Pour le manuel de Français HT-E:














For Technical Support:
1.888.800.5672



INSTALLATION QUICK GUIDE

HT-E



-  = risk of electric shock
riesgo de electrocución
risque de choc électrique
-  = caustic chemicals
químicos cáusticos
produits chimiques caustiques
-  = ground wire
cable a tierra
fil de terre
-  = verify
verificar
vérifier
-  = use fingers/hands
utilizar los dedos/manos
utiliser les doigts/mains
-  = use eyes
utiliza tus ojos
utilisez les yeux
-  = reference data plate
mire la placa de datos
plaque signalétique de référence
-  = water
agua
eau
-  = not supplied
no se suministra
non fourni
-  = on
encendido
marche
-  = off
apagado
arrêt

