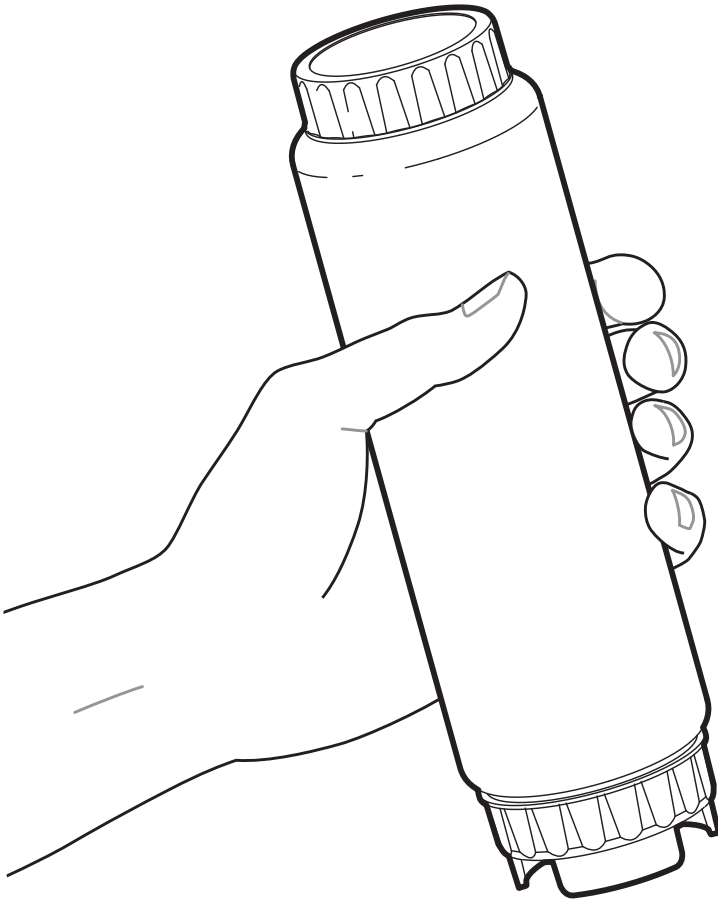




FIFO BOTTLE™

"FIRST IN, FIRST OUT"

Fills from the top, dispenses from the bottom!

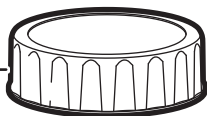


www.ffoinnovations.com




SEPARATE AND WASH ALL PARTS IN HOT, SOAPY WATER BEFORE FIRST USE

1 Label cap



NARROW
end of bottle

2 Bottle

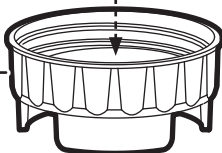


3 Valve



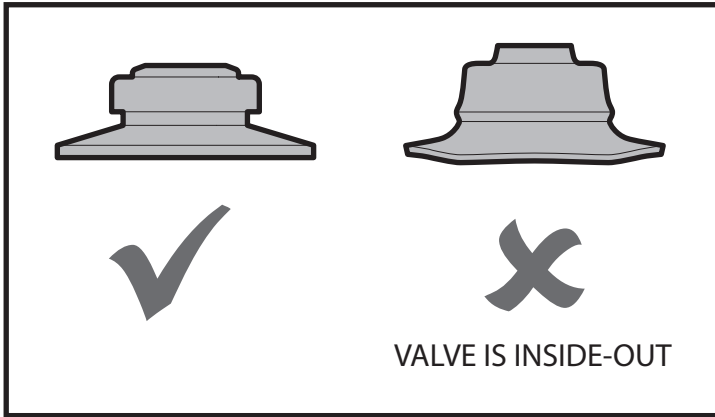
WIDE
end of bottle

4 Dispensing
Cap



PREPARATION, FILLING AND DISPENSING

1. Inspect Valve



2. Place Valve③ into Dispensing Cap④
3. Screw Dispensing Cap④ **tightly** onto **WIDE end** of Bottle
4. Fill bottle with desired sauce
5. Screw Label Cap① **tightly** onto Bottle

TIP: For fast dispensing, store FIFO Bottle™ with **dispensing end pointed down** (as shown on front page).