



Equipment for the Foodservice Industry

value + quality + service

18" COMPARTMENT CORNER DRAIN SINKS



SI818-3R



18" COMPARTMENT CORNER DRAIN SINKS **Features**





Features:

- 18 gauge, Type 304 stainless steel construction for lasting durability
- Coved corners for safety and easy cleaning
- Die-stamped drain boards and sink bottoms for positive drainage
- Sinks come with an 14" deep bowl and are available with center or corner drain
- Wall clips are provided for neat and easy installation
- All sinks come with 8" center pre-cut and holes for standard wall mount faucets (faucet not included)
- Corner drain sinks come with corner drain guard, overflow pipe and drain pipe extension
- Corner drain sinks have a 1 7/8" diameter drain hole and come with drain basket
- Sink heights are 36" floor to rim and 44½" floor to top of backsplash
- Seamless one piece construction with 5/8" radius corners for easy cleaning
- All TIG welded
- Welded areas are blended to match adjacent surface and blended to a satin finish
- Gussets are welded to a die embossed reinforced plate
- Optional leg braces are available for additional support in heavy duty applications
- Stainless steel legs with welded leg brace



18" COMPARTMENT CORNER DRAIN SINKS **Specifications**

18" SINGLE COMPARTMENT

Product #	Style	Shipping Dimensions			Weight (lbs)
		W"	D"	H"	
SI818-1N		24	24	24	58
SI818-1L		45	24	24	68
SI818-1R		45	24	24	68
SI818-1B		66	24	24	79



SI818-1B



18" 2 COMPARTMENT





Product #	Style	Shipping Dimensions			Weight (lbs)
		W"	D"	H"	
SI818-2N		42	24	24	83
SI818-2L		63	24	24	94
SI818-2R		63	24	24	94
SI818-2B		84	24	24	106



SI818-2N




18" 3 COMPARTMENT

Product #	Style	Shipping Dimensions			Weight (lbs)
		W"	D"	H"	
SI818-3N		59	24	24	110
SI818-3L		81	24	24	121
SI818-3R		81	24	24	121
SI818-3B		103	24	24	133



SI818-3R

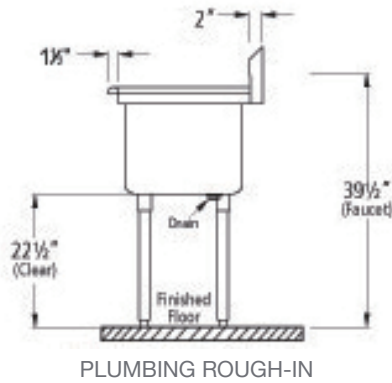


CORNER DRAIN DETAIL WITH DRAIN GUARD AND OVERFLOW TUBE (included with all corner drain sinks)

Specifications subject to change without notice.

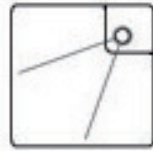
18" COMPARTMENT CORNER DRAIN SINKS Specifications

18" COMPARTMENT
CORNER DRAIN SINKS
1 7/8" DRAIN BASKET

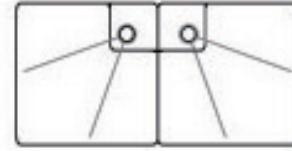


PLUMBING ROUGH-IN

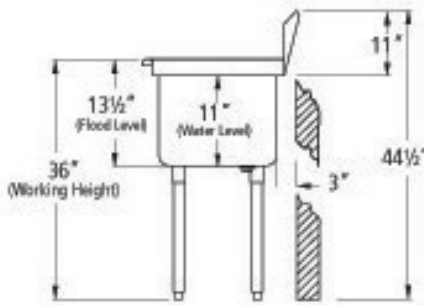
DIMENSIONS



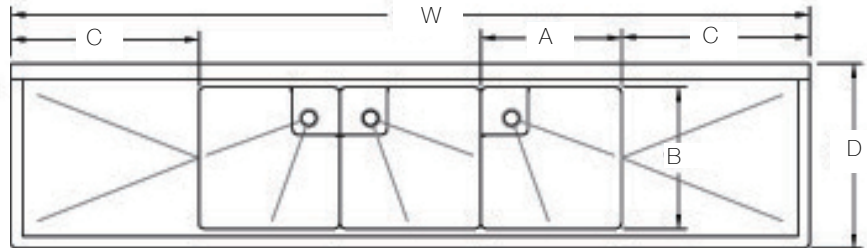
SINGLE COMPARTMENT



2 COMPARTMENTS



SECTION



3 COMPARTMENTS (WITH DRAIN BOARDS)

Product #	Drain Location	Overall Width (W)	Depth (D)	No. of Bowls	Bowl Size (A & B)	No. of Drainboards	Drainboard Width (C)	Drainboard Location
SI818-1N	Corner	23"	23 1/2"	1	18" x 18"	0	N/A	N/A
SI818-1L	Corner	44 1/2"	23 1/2"	1	18" x 18"	1	24"	L
SI818-1R	Corner	44 1/2"	23 1/2"	1	18" x 18"	1	24"	R
SI818-1B	Corner	66"	23 1/2"	1	18" x 18"	2	24"	R & L
SI818-2N	Corner	41"	23 1/2"	2	18" x 18"	0	N/A	N/A
SI818-2L	Corner	62 1/2"	23 1/2"	2	18" x 18"	1	24"	L
SI818-2R	Corner	62 1/2"	23 1/2"	2	18" x 18"	1	24"	R
SI818-2B	Corner	84"	23 1/2"	2	18" x 18"	2	24"	R & L
SI818-3N	Corner	59"	23 1/2"	3	18" x 18"	0	N/A	N/A
SI818-3L	Corner	80 1/2"	23 1/2"	3	18" x 18"	1	24"	L
SI818-3R	Corner	80 1/2"	23 1/2"	3	18" x 18"	1	24"	R
SI818-3B	Corner	102"	23 1/2"	3	18" x 18"	2	24"	R & L