

FIND YOUR RING SIZE

PAPER SIZER

STEP 1

Print this sheet on A4 paper at 100% (1:1) scaling.

STEP 2

Cut out the paper sizer.


Make a small slit in the end for the ruler.

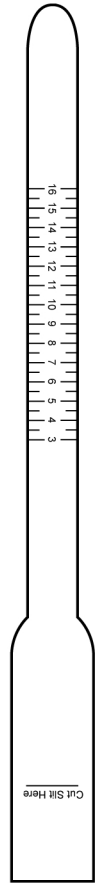
STEP 3

Wrap the sizer around your finger.

For accurate measurement, pull the sizer tight over the widest part of your finger.
i.e. knuckle.


STEP 4

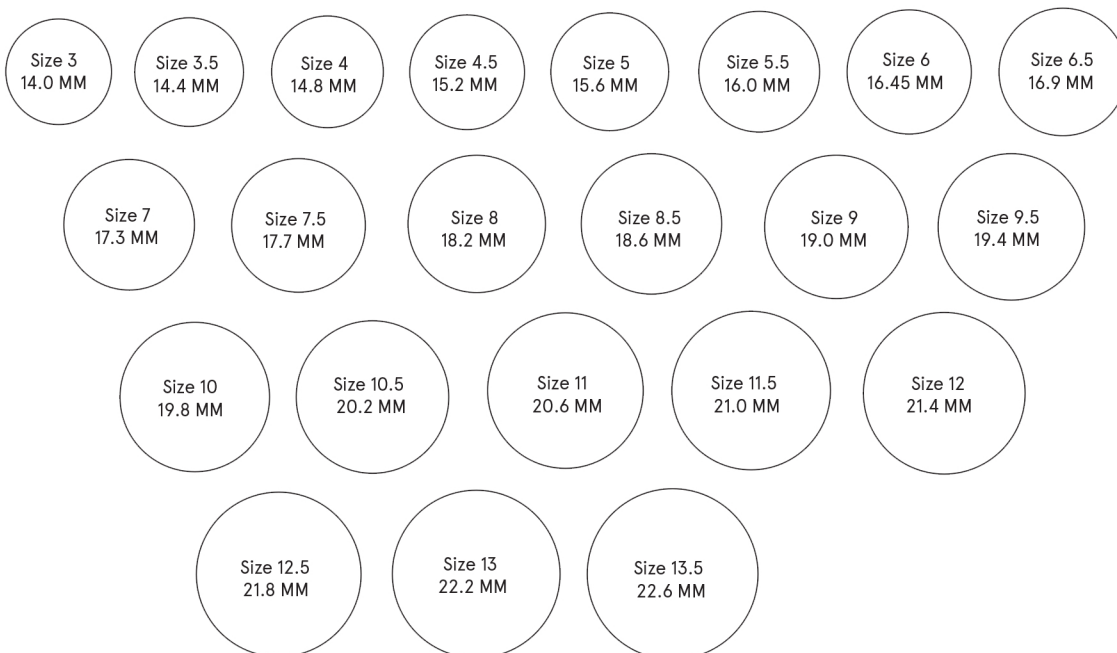
Number that lines up next to the slit is your size! 



SIZER

MEASURE EXISTING RING

- Place the ring over the circles below.
- The match should perfectly fit the **inside of the ring**.
- That's ur size! 



SPARKLE 
MORE

Need Help?
Don't hesitate to ask us!

+1 (833) 933-3854
contact@gelindiamond.com