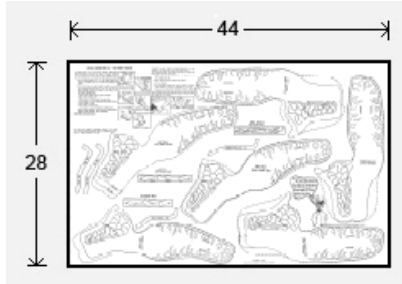




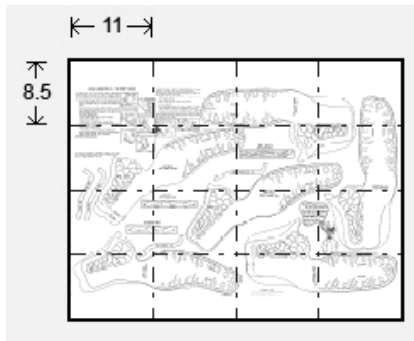
Pattern Digital Download

This PDF file contains 1 (one) full pattern package. The PDF has been put together to give you options when it comes to printing. Pages and patterns that are larger than 8½x11 have been provided in two formats:



1) Full Size

If you would like to have a full size print out, take the full size pages to your local print shop and they can print it for you.



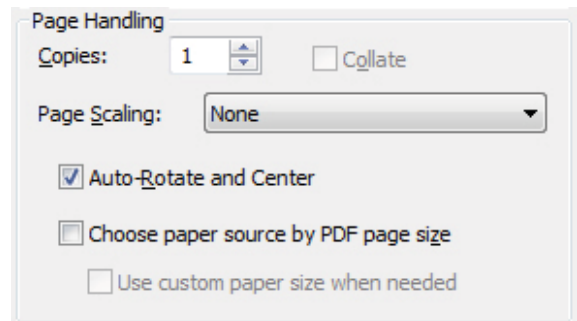
2) Tiled

The tiled pages give you the option of printing the larger patterns at home. You print the tiled pages and then assemble them to make the larger patterns.

The pattern PDF files are typically laid out like this:

Cover(if applicable), instructions sheets (if applicable), pattern 1 – full sized, pattern 1 – tiled, pattern 2 – full sized, pattern 2 – tiled, pattern 3 – full sized, pattern 3 – tiledetc

Please note: When printing on a home printer, use the settings seen on the image to the right in the Page Handling area of the Adobe Reader print dialogue box. If your printer is cutting edges off, set “Page Scaling” to “Shrink to Printable Area”. This will, however, decrease the size of the pattern a very small amount.



You may take this PDF file to your local print shop to have the full-size pages printed for your own personal use.



DIGITAL MEDIA FOR LEATHERCRAFTERS
LeathercraftLibrary.com

HAND CRAFTED "FIELD NOTES" COVER

Design by George Hurst. Pattern is reproduced at 100%.

Visit www.tandyleather.com for all the supplies
needed to complete this project.

Visit www.LeanthcraftLibrary.com for more
great carving patterns.



CARD POCKETS

Cut one (1) from 3 to 4 oz. vegetable tanned cowhide
or 1.5 to 2 oz. Mission Grain Pigskin

POCKETS

Cut two (2) from 3 to 4 oz. vegetable tanned cowhide
or 1.5 to 2 oz. Mission Grain Pigskin

OUTSIDE

Cut from 3 to 4 oz. vegetable tanned cowhide




DIGITAL MEDIA FOR LEATHERCRAFTERS
LeathercraftLibrary.com

HAND CRAFTED "FIELD NOTES" COVER

Design by George Hurst. Pattern is reproduced at 100%.

Visit www.tandyleather.com for all the supplies
needed to complete this project.

Visit www.LeanercraftLibrary.com for more
great carving patterns.



CARD POCKETS

Cut one (1) from 3 to 4 oz. vegetable tanned cowhide
or 1.5 to 2 oz. Mission Grain Pigskin



POCKETS

two (2) from 3 to 4 oz. vegetable tanned cowhide
or 1.5 to 2 oz. Mission Grain Pigskin



TLF_FIELDNOTESCASE • ©2015 Tandy Leather. All rights reserved.



Cut

OUTSIDE

Cut from 3 to 4 oz. vegetable tanned cowhide