



Importance of Mini-Split Maintenance

4 simple ways to care for your investment



SAVE MONEY & BREATHE HEALTHY



1. RINSE PREFILTERS

Clean the air filter biweekly or monthly. Physical debris blocks heat exchange and increases energy bills.



2. HEAT PUMP CHECK

Check the outside cabinet periodically for airflow obstructions, such as leaves, ice and snow (depending on your regional weather).



3. DISINFECTION

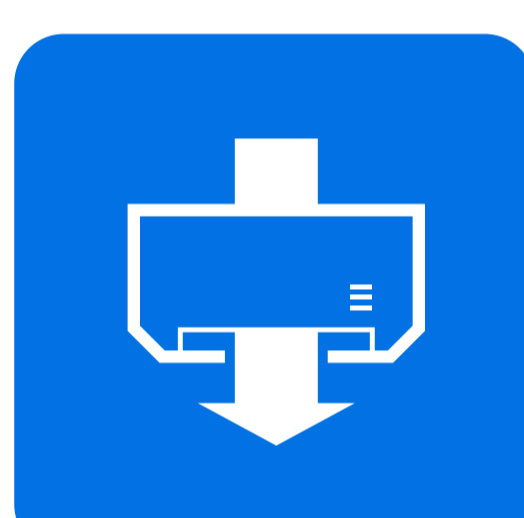
Disinfect the wall handlers biweekly. Condensation creates the perfect conditions for mold growth. Use PureAC to quickly and effectively disinfect the inside in between servicing.



4. SCHEDULE SERVICING

Schedule an annual or biannual (for systems that use both heating and cooling) inspection, in-depth cleaning, and tune-up by an HVAC professional. Experienced technicians will do a comprehensive check of your system to help you avoid high emergency repair bills.

THE IMPORTANCE OF PROFESSIONAL SERVICING



Airflow

The air filter inside is removed and cleaned. The outdoor cabinet is inspected for airflow obstructions.



Deep Cleaning

The coils are deep-cleaned to remove debris, mold, and contaminants to improve efficiency.



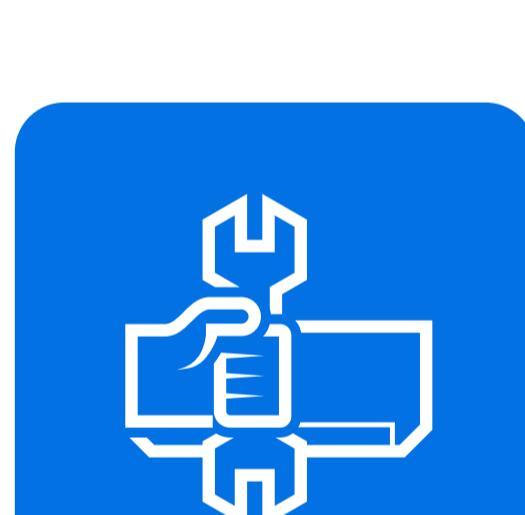
Refrigerant

The refrigerant lines, coils and flare connections are inspected and tested for leakage.



Drainage

Drain lines are flushed, treated and cleared to maintain and prevent water leaks and damage.



Electrical Contacts

Wiring and contacts are inspected for wear, making sure there is no cause for ice to form.



Compression

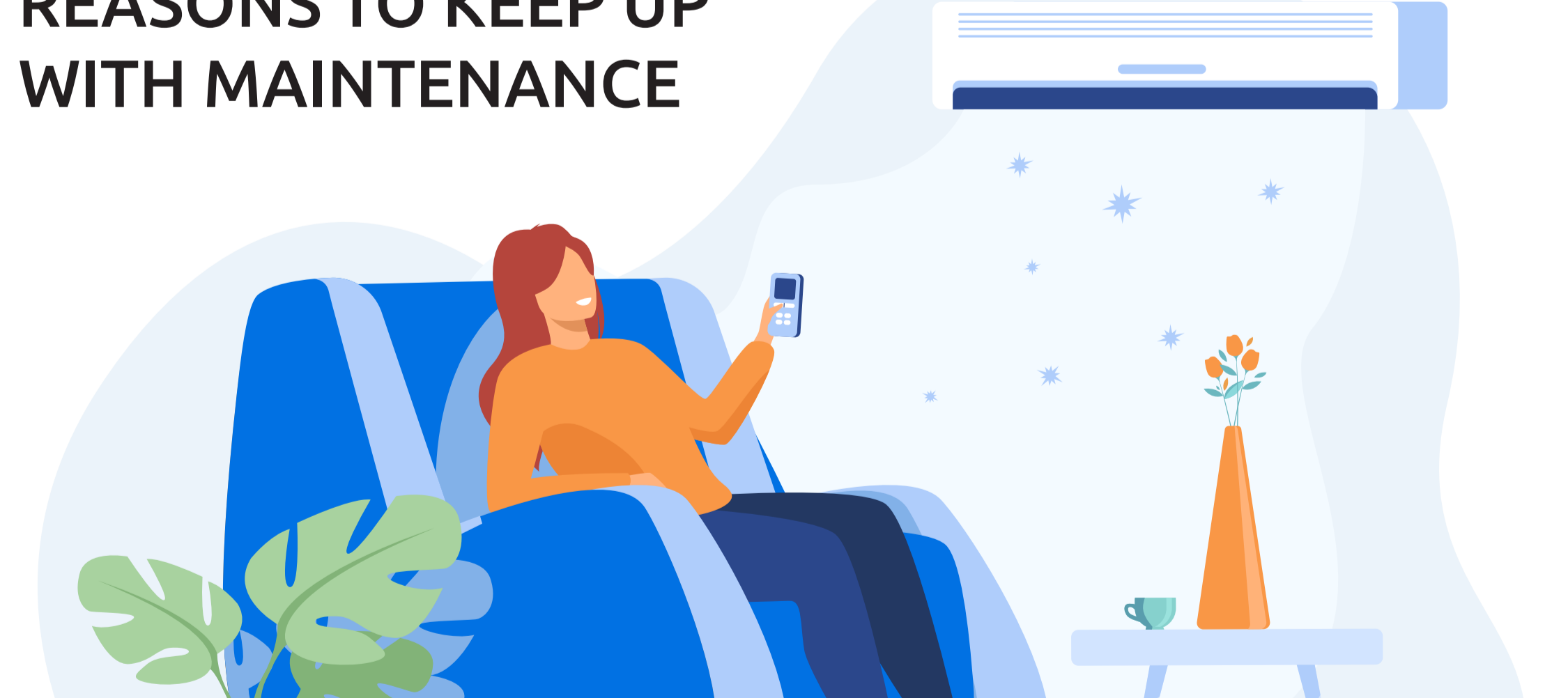
Inspection and testing of compressors, electronic expansion valves, and sensors.



FUNKY SMELLING MINI-SPLIT?

Often described as smelling like a dirty sock, vinegar, fish or musty. Most HVAC pros call this the **Dirty Sock Syndrome**. When the mini-split isn't maintained or used properly the build up of mold becomes so great that even a deep cleaning may not remove this powerful odor. PureAC will not only disinfect the inside but will also remove this unpleasant smell due to contamination!

REASONS TO KEEP UP WITH MAINTENANCE



Health

Improper use or not maintaining a mini-split could release mold and contaminated pathogens into your home.

Efficiency

Inspection and cleaning can keep your system running efficiently saving you significant heating and cooling costs monthly.

Longevity

Well-maintained ductless mini-splits do not have to work as hard. Your valuable investment will last longer and save on repairs.

Pure AC

DISINFECT | DEODORIZE | DONE

MyPureAC.com

References:
<http://mitsubishi dealers.com/blog/2014/09/fall-maintenance-for-your-ductless-mini-split> * <https://www.fixac.com/blog/ductless-maintenance-twice/>
<https://www.cdc.gov/mold/faqs.htm> * <https://www.webmd.com/lung-cancer/guide/lung-cancer-and-mold> * <http://www.totalcomforthelp.com/mini-split-maintenance/>