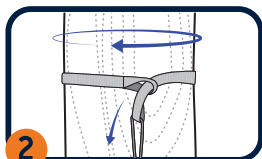


HELIOS™ SUSPENSION SYSTEM SET UP

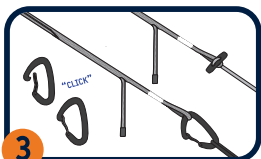
THE HELIOS SUSPENSION SYSTEM NEEDS TO BE SET UP PROPERLY FOR MAXIMUM DURABILITY AND PERFORMANCE.



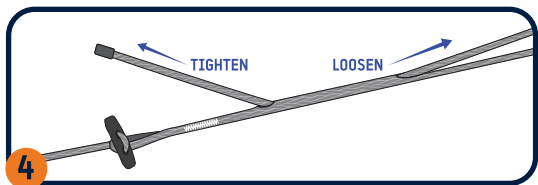
Find two living, mature trees approx. 10-14 feet (3-4 meters) apart that can safely support the hammock and its occupants.




Loop straps around trees at least 5 feet (1.5 meters) from the ground threading the adjustable end through the webbing end with the single loop.



Attach hammock carabiners or toggles to the cord loop at the end. Visually check that toggles are securely passed through the loop, or that each carabiner clicks closed.



To tighten the straps, pull the loose end (with the metal ring) towards your hammock. To loosen the straps pull the loose end back through the cord splice. Gently lower yourself into the hammock to determine if adjustments are needed to achieve a hanging height of 18" (45cm) or less. Relax...



For maximum comfort, don't hang your hammock too tight.

Eagles Nest Outfitters, Inc.

601 Sweeten Creek Industrial Park
Asheville, NC 28803
ph: 828.252.7808
mail@enonation.com

enonation.com

DESIGNED IN ASHEVILLE, NC, USA
MADE IN CHINA

ACCIDENTS HAPPEN

- Never hang your hammock higher than 18-inches off the ground.
- Always make sure to check the area beneath the hammock is free of sharp objects, rocks, trash, and any other debris that could create a hazard in the case of a fall.
- Before every use, fully inspect your hammock - including carabiners and rope and your suspension system to check for snags, fraying, and general wear and tear in addition to anything unusual and/or different from the time of purchase. If anything suspect is found during inspection, please discontinue use.
- Do not permit children to use unattended.
- Do not jump or swing aggressively in hammock.
- Always follow provided instructions.
- Always test the hammock before putting your full weight into it.
- Do not stack hammocks vertically.
- Do not modify, after market modifications will void your warranty.
- Do not untie hammock knots (found at the ends of the hammock).

FOR MORE INFORMATION VISIT ENONATION.COM/SAFETY

PRODUCT CARE

With proper care, your hammock will provide countless hours of relaxation.

- Keep it out of direct UV light when not in use and store dry in a cool place.
- Never leave your hammock unattended.
- Prevent damage by removing sharp items in pockets and debris from shoes.
- Hammocks are flammable; keep away from open flames and embers.
- Get it dirty? Remove the carabiners and hand wash in cold water using a mild detergent. Hang dry and you're back in the game!

FOR MORE INFORMATION VISIT ENONATION.COM/CARE

WARRANTY

ENO warrants our product to be in good condition upon receipt and free from manufacturing defects for a period of 2-years from the original date of purchase.

This warranty only covers manufacturing defects and does not cover:

- UV Damage (discoloration and brittleness causes tearing)
- Elemental/Accidental Damage (wind, burns, animal bites)
- Improper care or use (hanging over 18", jumping, swinging)
- Normal wear and tear
- After-market design modifications

FOR MORE INFORMATION VISIT ENONATION.COM/WARRANTY

It truly means the world to us that you have chosen to make ENO part of your life. Welcome to the family! The highest compliment we could possibly receive is for you to tell your friends about us. If you enjoy these ENO products as much as we do, then please consider spreading the hammock word.

Keep exploring, adventuring and relaxing...we hope to see you around!

Yours in hammocks,

Peter Pinholster

1% FOR THE PLANET

E-Q1