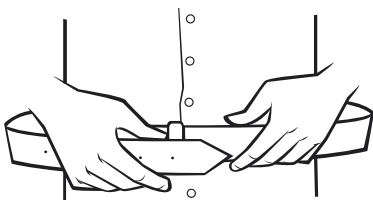




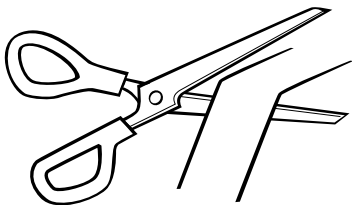
HAMMER MADE

REVERSIBLE BELTS CUT TO SIZE INSTRUCTIONS


THIS BELT ADJUSTS FOR A
CUSTOM FIT IN A FEW
SIMPLE STEPS.



MEASURE THE BELT AGAINST
YOUR WAIST. BE SURE
TO LEAVE OVERLAP FOR
THE BUCKLE HOLES.



USING SHARP SCISSORS,
CUT OUT THE BELT STRAIGHT
ACROSS ON THE SIDE
WITHOUT HOLES.



INSERT THE CUT END OF THE
BELT AND CLOSE THE CLAMP
TO LOCK IT IN PLACE.