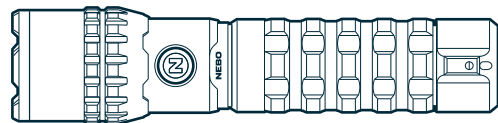


76mm

NEBO®

SLYDE KING 2K

38mm



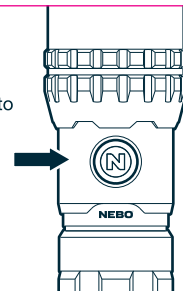
SLYDE KING 2K

The SLYDE KING 2K combines a powerful 2000 lumen flashlight with a 500 lumen C•O•B work light hidden in the handle.

MODES	LUMENS	HOURS	METERS
FLASHLIGHT HIGH	2000	2	409
FLASHLIGHT LOW	200	12	125
WORK LIGHT HIGH	500	4	34
WORK LIGHT LOW	50	24	10
RED HIGH	40	6	9
RED LOW	4	60	3
RED FLASHING	40	6	9

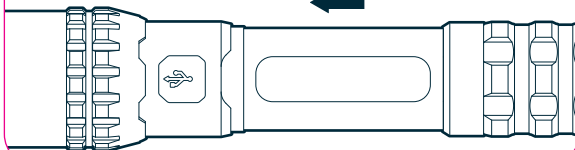
BRIGHTNESS/DIMMING

All three lights have continuous dimming and brightening cycling with memory. When ON, press and hold power button to activate dimming; release to set desired brightness. Double-tap to recall last saved mode.



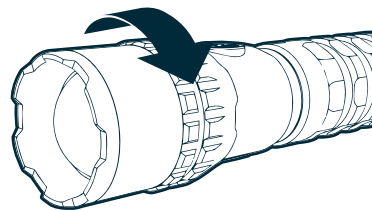
WORK LIGHT

Slide open to activate the work light. Press and release power button to switch between White, Red, and Flash modes. For Direct-to-Red, hold power button while sliding the work light open.



4X ZOOM

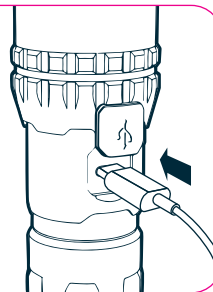
Adjustable twist zoom for spot light or flood light.



RECHARGEABLE

To charge, connect the light to a power source with the included USB cable. The button serves as a battery indicator when the light is on and a charging indicator when plugged in.

Orange: 25% or more
Orange Flash: less than 25%
Green: fully charged
Green Pulse: charging



This product is guaranteed against all defects in workmanship and materials for the original owner for one year from the date of purchase.



For more information, detailed video instructions, and warranty registration, visit NEBOLIGHTS.com.