

# Instructions for use Manual File

[ **PRODUCT NAME** ] Manual File

[ **SPECIFICATION** ] Refer to specification sheet

[ **COMPOSITION** ]

The rotary file can be divided into three parts: attachment section, made of copper; endo stop, made of silicone; and working parts, made of Stainless Steel.

[ **APPLIED RANGE** ]

The instruments are meant to be used in a clinical/hospital environment, by qualified personnel, according to the correct operative procedures (gloves, face mask, rubber dam). And the instruments are indicated for the endodontic retreatment, shaping and cleaning of the root canal system.

[ **INSTRUCTIONS FOR USE** ]

Choose the adaptive size with regard to the canal.

[ **CONTRAINDICATION** ] Do not use in patients allergic to Stainless Steel.

[ **STERILIZATION** ] Products must be sterilized before use.

- 1) Steam sterilization at 134°C for 18 minutes;
- 2) Rinse the device with Normal saline (0.9% NaCl) for 10 seconds;
- 3) Dry the device with a dental air gun.

[ **CAUTIONS** ]

- 1) The file tip can not beyond the apical when you are shaping the canal.
- 2) It can not work if there is any incorrect operation: use the wrong technique when operating; the angle of rotation beyond 180°; use the files without the sequence; performing the ledges; without patency and excessive force to the canal.
- 3) The products can be used for 5-10 teeth under normal condition; frequently clean the spires; irrigate frequently and abundantly; follow the advised settings RPM - Torque Start the procedure after scouting; Work with plenty of irrigant into the root canal.
- 4) Symbols: There is information about the manufacturer, product name, specification, color model, quantity and production date printed on the package.

[ **Storage and Transportation** ]

- 1) Keep dry.
- 2) Avoid storing at high temperature, and direct sunlight, humidity less than 80%.
- 3) Avoid from moisture and corrosion gas.
- 4) Do not store with toxic, chemical and hazardous substances.
- 5) Store it at room temperature.














[ **PACKAGE** ] Individual package

[ **PRODUCTION DATE** ] Refer to seal or label on the package.

[ **Expiration Date** ] 5 Years

[ **Symbols Instruction** ]

# Instructions for use Manual File

	Manufacturer		Date of manufacture		Authorized Representative in the European Community
	Caution		Use-by date		Batch Number
	Do not reuse		Keep dry		Sterilizable in a steam sterilizer (autoclave) at the specified temperature
	Keep away from sunlight		Consult instructions for use		EC mark and Identification number of Notified Body
	Manufacturer Logo				

[ **Registered Company** ] Shanghai Fanta Dental Materials Co., Ltd

[ **Registration Address** ] Room 1302, building 2, No. 6965, Guangming Puxing Road, Qingcun Town, Fengxiang District, Shanghai, China

[ **Tel:** ] +021-64033133

[ **After-sales Service Company** ] Shanghai Fanta Dental Materials Co., Ltd

[ **Europe Authorised Representative Address** ] SUNGO Europe B.V.

Olympisch Stadion 24, 1076DE Amsterdam, Netherlands

Contact: Yana Zhang (Ms.)

[ **Tel:** ] +31 (0) 2021 11106

[ **Prepared Date for Instruction** ] 20200325