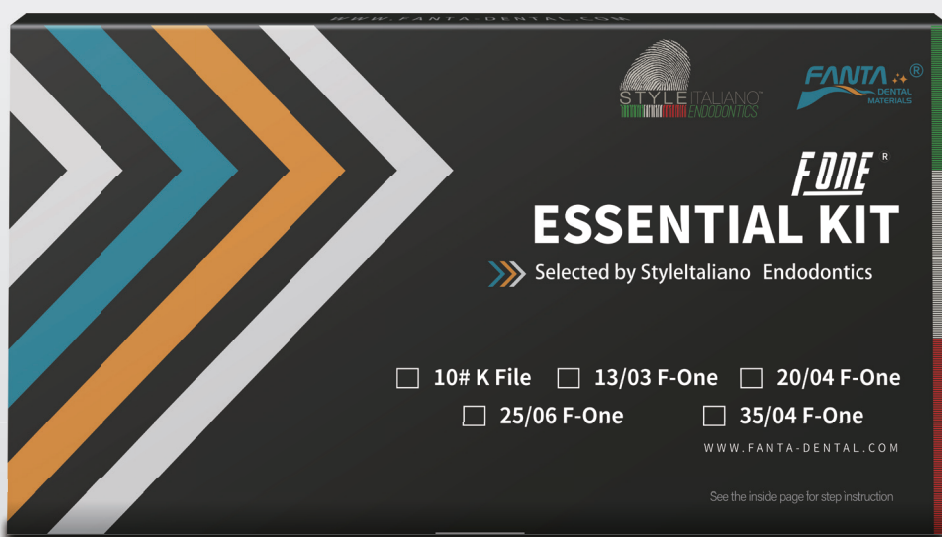


ESSENTIAL KIT

PROFESSIONAL • PRECISE • RELIABLE

FONE[®]





FAMILIAR BUT BRAND NEW AF™ F ONE:

.03/13, reserves our patent flat side design, but as the new glide path file we promote.

- **Higher Cutting Efficacy**

Thanks to the thermal treatment tech, F One always presents the excellent flexibility during instrumentation. Nevertheless, considering the little taper and small size of our .03/13, heat treatment was reduced to enhance the cutting efficacy.

- **Direct First Rotary Approach to the Canal for Scouting & Preflaring**

Using manual files as the first file to negotiate the canal can lead to iatrogenic damages. F One series, made up from Niti, is safer than stainless steel files.

- **Immediate Removal of Interference**

As a glide path file, .03/13 can remove immediately coronal triangle and interference.

- **No More Risks of Ledges**

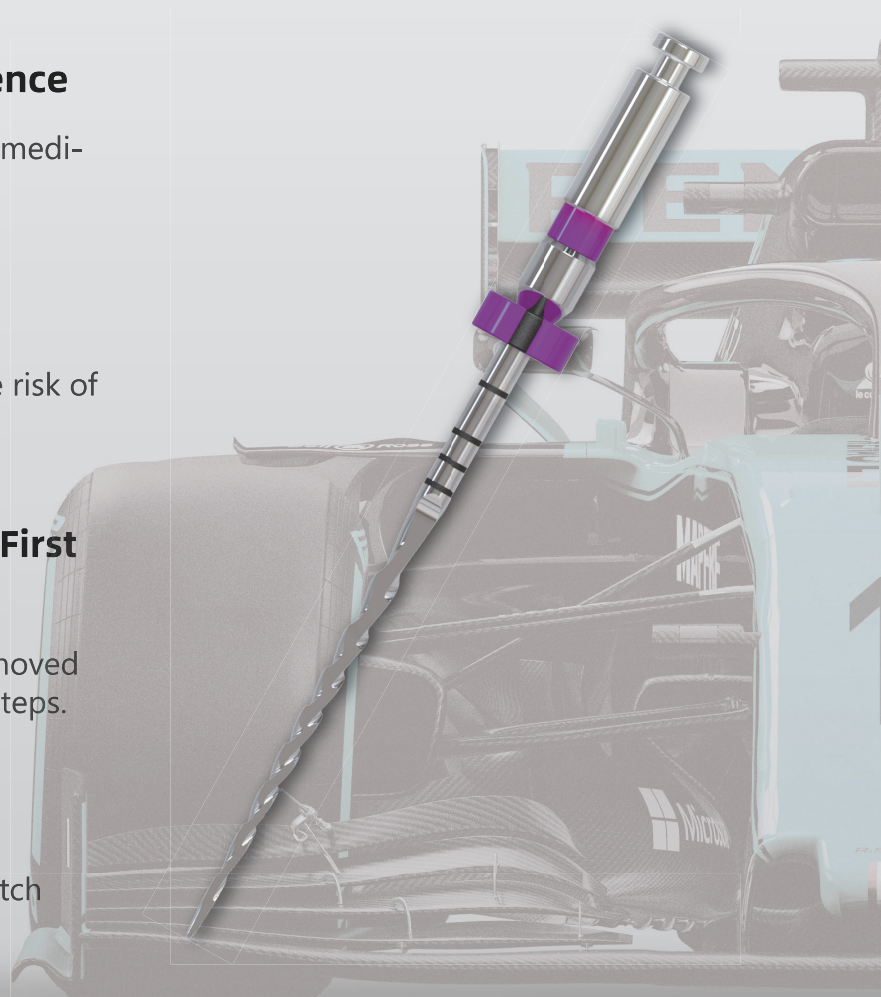
Non-Cutting tip design, largely lessen the risk of ledges.

- **Effective Pulp Removal into the First Stage**

During instrumentation, pulp tissue is removed with .03/13 which facilitates also next endo steps.

- **Coronal Debris Removal**

Patent flat-side design and progressive pitch allow the debris coming out immediately.





This kit will be useful for all the steps of the endodontic treatment: Flaring-Preflaring, Working Length, Glide Path, Shaping and Finishing.

Literally Convenience Brought to You!

- 1 Predictable Treatment
- 2 Simple-Safe Techniques
- 3 Efficient Instrumentation
- 4 Repeatability

Multiple File Technique Simplified

- AF™ F One #13/.03 for Glide Path and Flaring
- AF™ F One #25/.06 Shorter of WL for Coronal and Middle Root Shaping
- AF™ F One #20/.04 to Full Length
- AF™ F One #25/.06 to Full Length





Adaptive Crown-Down Technique for Kit You Want to Know



The crown-down approach when shaping root canals involves the widening of the canal orifices followed by the incremental removal of organic canal contents proceeding from the canal orifice to the apical portion using manual or rotary files. Files are used from larger to smaller with no apical pressure.

The crown-down technique is a mainstream technique for NiTi rotary instrumentation to avoid excessive torque generation because the blade of NiTi instruments shaves only a limited root canal wall area. Moreover, a Crown-Down approach provides certain advantages including early organic debris removal, the creation of a large reservoir for irrigating solutions, a straighter access to the apical region of curved canals, and greater precision with regard to the exact working length and apical size.

This approach can be perfectly put into action with the Style Italiano Endodontic selection of FANTA AF F One. This selection consists in four Ni-Ti rotary instruments that can be adapted to every clinical situation.

After examining carefully the pre-operative x-ray the clinician can determine whether the case is easy, regular or difficult.

After designing the access to the root canal openings as a function of the anatomy of the tooth, the coronal 2/3 of the canals are scouted with manual or mechanical instruments. Then, it is possible to start preflaring the coronal 2/3 using AF F One 13.03. After this passage, according to the anatomy of the tooth, one can proceed apically with 20.04 and/or 25.06 with brushing or picking motion.

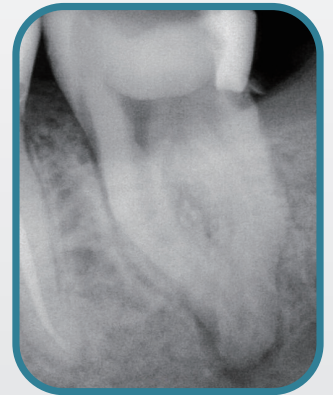
Rinse thoroughly after every passage of the instruments and repeat until reaching the WL with a .10 manual file.

According to the crown-down approach, the apical 1/3 of the canal is then scouted and enlarged. Once the working length has been recorded, AF F One 13/03 can be used to make the glide path with brushing or picking motion.

Rinse thoroughly after every passage of the instruments and verify the patency with .10 manual file.

Shape the canal(s) with AF F one 20/.04 and/or 25/.06 with brushing or picking motion (500 RPM, 2.5 Torque), according to the anatomy of the tooth.

In easy and straight canal it is possible to finish the shaping with AF F One 35/.04 used as previously described.



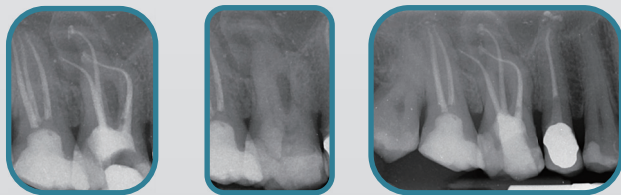
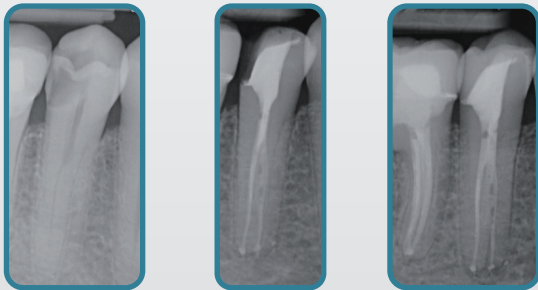
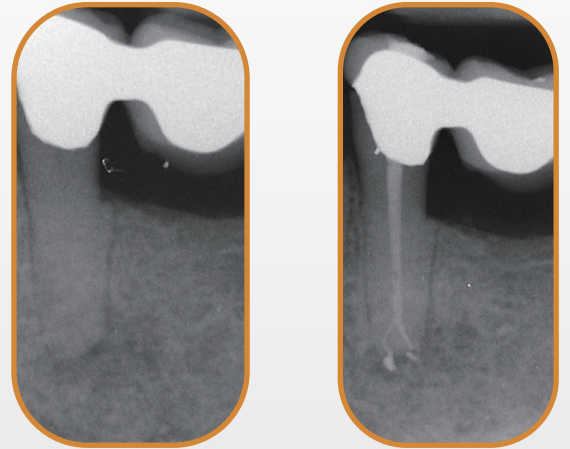


WIDE & EASY A

Glide Path Shaping Finishing

W.L. 13/.03 20/.04 25/.06 35/.04

● ● ● ●

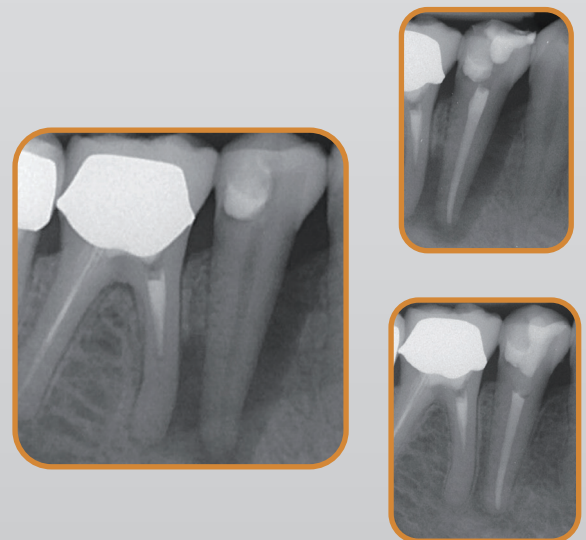


REGULAR B

Preflaring Glide Path Shaping & Finishing

W.L. 25/.06 13/.03 25/.06

● ● ● ● ●



NARROW AND DIFFICULT C

Preflaring Glide Path Shaping & Finishing

W.L. 20/.04 13/.03 20/.04

● ● ● ●



Cases Shot by Style Italiano Endodontics

FANTA DENTAL

TEL:0086-21-64033133
E-MAIL:SALES@FANTA-DENTAL.COM