

## THE ELIXIR DOSING GUIDE

---

### DOSING YOUR PET

The following charts show how many milliliters or drops are needed to give this starting dosage based on LIX's ELIXIR bottles which come in 30ml bottles. This is considered a low-range dosage starting point.

You can increase your dog's dosage up to 2-3 times the amount if you are not seeing any results. For pain relief, you may need to administer twice daily for a few weeks to see relief.

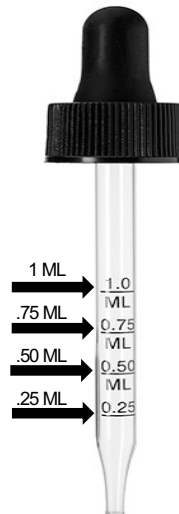
If your pet doesn't take the ELIXIR from the dropper, you can add it to their food or a treat. The dosed food must be consumed in one portion to effectively dose your pet.

It may take up to 30 minutes for the ELIXIR to fully process through your pets system and take effect.

### EASY GUIDE DOSING


A full dropper is 1ml. A full dropper doesn't mean that the liquid goes all the way to the top. If you notice on the dropper photo, 1ml is only about 60% of the way up the dropper. The dropper has .25, .50, .75, and 1ml increments.

Use the dosing guide chart for the product to determine how much your pet needs by weight. A dosing guide is also listed on all LIX ELIXIR packaging.






**LIXPETWELLNESS.COM**

Have questions? Email [hello@naturalpetlix.com](mailto:hello@naturalpetlix.com) and we will be happy to help.



## THE ELIXIR DOSING GUIDE




	SMALL FRIES FOR ALL OUR SMALL FRIENDS!		MIDDLE OF THE PACK FOR OUR AVERAGE SIZE AND SMALLER FRIENDS!		LARGE AND IN CHARGE ALL OF OUR LARGER FURRY FRIENDS!	
<b>250MG ELIXIR</b> 1 DROP = .42 MG CBD 	<b>PET WEIGHT</b>	<b>DROPPER</b>	<b>PET WEIGHT</b>	<b>DROPPER</b>	<b>PET WEIGHT</b>	<b>DROPPER</b>
	5-10 LBS	.25 ML	25-30 LBS	.75 ML	50-60 LBS	1.25 – 1.50 ML
	10-15 LBS	.25 - .50 ML	30-35 LBS	.75 - 1 ML	60-70 LBS	1.50 ML
	15-20 LBS	.50 ML	35-40 LBS	.75 - 1 ML	70-80 LBS	1.50 – 1.75 ML
	20-25 LBS	.50 - .75 ML	40-45 LBS	1 ML	80-90 LBS	1.75 ML
			45-50 LBS	1 – 1.25 ML	90-100 LBS	1.75 – 2 ML
					100-110 LBS	2 ML
<b>500MG ELIXIR</b> 1 DROP = .83 MG CBD 	<b>PET WEIGHT</b>	<b>DROPPER</b>	<b>PET WEIGHT</b>	<b>DROPPER</b>	<b>PET WEIGHT</b>	<b>DROPPER</b>
	5-10 LBS	2 – 3 DROPS	25-30 LBS	.25 ML	50-60 LBS	.50 - .75 ML
	10-15 LBS	3 DROPS	30-35 LBS	.25 - .50 ML	60-70 LBS	.75 ML
	15-20 LBS	4 DROPS	35-40 LBS	.25 - .50 ML	70-80 LBS	.75 - 1 ML
	20-25 LBS	.25 ML	40-45 LBS	.50 ML	80-90 LBS	.75 - 1 ML
			45-50 LBS	.50 ML	90-100 LBS	1 ML
					100-110 LBS	1 ML
<b>1000MG ELIXIR</b> 1 DROP = 1.6 MG CBD 	<b>PET WEIGHT</b>	<b>DROPPER</b>	<b>PET WEIGHT</b>	<b>DROPPER</b>	<b>PET WEIGHT</b>	<b>DROPPER</b>
	5-10 LBS	1 DROP	25-30 LBS	3 DROPS	50-60 LBS	.25 - .50 ML
	10-15 LBS	1 – 2 DROPS	30-35 LBS	3 – 4 DROPS	60-70 LBS	.50 ML
	15-20 LBS	2 DROPS	35-40 LBS	4 DROPS	70-80 LBS	.50 - .75 ML
	20-25 LBS	2 – 3 DROPS	40-45 LBS	.25 ML	80-90 LBS	.50 - .75 ML
			45-50 LBS	.25 - .50 ML	90-100 LBS	.75 ML
					100-110 LBS	.75 - 1 ML

LIXPETWELLNESS.COM

Have questions? Email [hello@naturalpetlix.com](mailto:hello@naturalpetlix.com) and we will be happy to help.



## THE ELIXIR DOSING GUIDE

	SMALL FRIES FOR ALL OUR SMALL FRIENDS!		MIDDLE OF THE PACK FOR OUR AVERAGE SIZE AND SMALLER FRIENDS!		LARGE AND IN CHARGE ALL OF OUR LARGER FURRY FRIENDS!	
<b>2500MG ELIXIR</b> 1 DROP = 4.1 MG CBD  	<b>PET WEIGHT</b>	<b>DROPPER</b>	<b>PET WEIGHT</b>	<b>DROPPER</b>	<b>PET WEIGHT</b>	<b>DROPPER</b>
	5-10 LBS	1 DROP	25-30 LBS	1 - 2 DROPS	50-60 LBS	3 DROPS
	10-15 LBS	1 DROP	30-35 LBS	2 DROPS	60-70 LBS	3 DROPS
	15-20 LBS	1 - 2 DROPS	35-40 LBS	2 DROPS	70-80 LBS	3 – 4 DROPS
	20-25 LBS	1 - 2 DROPS	40-45 LBS	2 - 3 DROPS	80-90 LBS	4 DROPS
			45-50 LBS	2 - 3 DROPS	90-100 LBS	.25 ML
					100-125 LBS	.25 - .50 ML
					125-150 LBS	.50 ML
					150-175 LBS	.75 ML
					175 – 200+ LBS	1 ML
<b>3:2:1 ELIXIR</b> 1 DROP = 2 MG CBD / 1.3 MG CBG / .66 MG CBN  	<b>PET WEIGHT</b>	<b>DROPPER</b>	<b>PET WEIGHT</b>	<b>DROPPER</b>	<b>PET WEIGHT</b>	<b>DROPPER</b>
	5-10 LBS	1 DROP	25-30 LBS	3 DROPS	50-60 LBS	.50 ML
	10-15 LBS	1 – 2 DROPS	30-35 LBS	3 - 4 DROPS	60-70 LBS	.50 ML
	15-20 LBS	2 DROPS	35-40 LBS	.25 ML	70-80 LBS	.50 - .75 ML
	20-25 LBS	2 - 3 DROPS	40-45 LBS	.25 ML	80-90 LBS	.75 ML
			45-50 LBS	.25 - .50 ML	90-100 LBS	.75 - 1 ML
					100-125 LBS	1 ML
<b>SMALL 3:2:1 ELIXIR</b> 1 DROP = 1 MG CBD / .66 MG CBG / .33 MG CBN  	<b>PET WEIGHT</b>	<b>DROPPER</b>	<b>PET WEIGHT</b>	<b>DROPPER</b>	<b>PET WEIGHT</b>	<b>DROPPER</b>
	5-10 LBS	1 – 2 DROPS	25-30 LBS	.25 ML	50-60 LBS	.75 - 1 ML
	10-15 LBS	2 – 3 DROPS	30-35 LBS	.25 - .50 ML	60-70 LBS	1 ML
	15-20 LBS	4 DROPS	35-40 LBS	.50 ML	70-80 LBS	1 – 1.25 ML
	20-25 LBS	.25 ML	40-45 LBS	.50 ML	80-90 LBS	1.25 - 1.50 ML
			45-50 LBS	.50 - .75 ML	90-100 LBS	1.50 – 1.75 ML
					100-110 LBS	1.75 - 2 ML

LIXPETWELLNESS.COM

Have questions? Email [hello@naturalpetlix.com](mailto:hello@naturalpetlix.com) and we will be happy to help.