

DCI edge



DCI EDGE SERIES 5 OPERATORY EQUIPMENT

OUR VALUES, OUR STORY



Jason, Amy & John Spencer

Crafted with Decades of Experience

John and Janelle Spencer had a dream to start their own business. They knew that they had the discipline, drive, and passion to create a successful business and give back to their community. What began with a small home loan, an idea for a syringe, and a makeshift office in their living room grew into a global parts giant.

With the help of their children, Jason and Amy, the Spencers continue to change the face of dental with continuous innovation, remarkable expansion and a dedication to the highest standards. To this day, they remain true to their core values, making their customers' lives easier.



Newberg, Oregon

The Pacific Northwest

DCI first opened its doors in Newberg, Oregon, the heart of dental equipment manufacturing in America. Over 350 employees are part of the DCI family which has proudly served the dental industry over 35 years.



Charlotte, North Carolina

East Coast Expansion

In 2018, DCI opened an additional 40,000 sq ft cabinet manufacturing facility. Equipped with state of the art CNC machinery, DCI manufactures cabinets on both coasts.



Reliable Inside & Out

DCI is the largest manufacturer of dental parts in the world. We supply most equipment manufacturers in the market with delivery system parts – the parts that actually make your unit work, the “engine” of your dental system.

Most likely, you’ve been using DCI parts for years without even knowing it. From foot controls to control blocks, vacuum valves to quick disconnects, tubing to flow control valves, there’s a good chance DCI is inside the units you’ve grown accustomed to over the years.

1983	1991	1993	1997-2005	2016	2018
Company Beginnings DCI is founded by John & Janelle Spencer.	New Delivery System DCI designs its first world acclaimed dental system.	Global Growth DCI becomes largest dental parts manufacturer in the world.	Expansion DCI expands through the acquisition of Pelton & Crane and Marus, building them into the second largest dental company in the US. Companies are sold in 2005.	Introducing DCI Edge DCI returns to the Equipment market with the introduction of the new Series 5 Operator Package.	New Product Innovation DCI continues to expand its dental offering with the introduction of a full cabinetry and orthodontic line.

SMART INVESTMENT

Why Pay More?

DCI Edge products offer the features you want, the reliability you need, and the comfort your patients deserve for significantly less money than other popular brands.



DCI Edge

Financial Freedom

It's your practice. It's your budget. DCI Edge delivers quality equipment at a price point that allows you to truly enjoy life.



Reinvest

Upgrade your practice with the latest & greatest technology and secure your edge in the ever changing tech world.



Save

There is a peace of mind that comes with money in the bank. Save for a rainy day fund or your retirement plan.



Enjoy

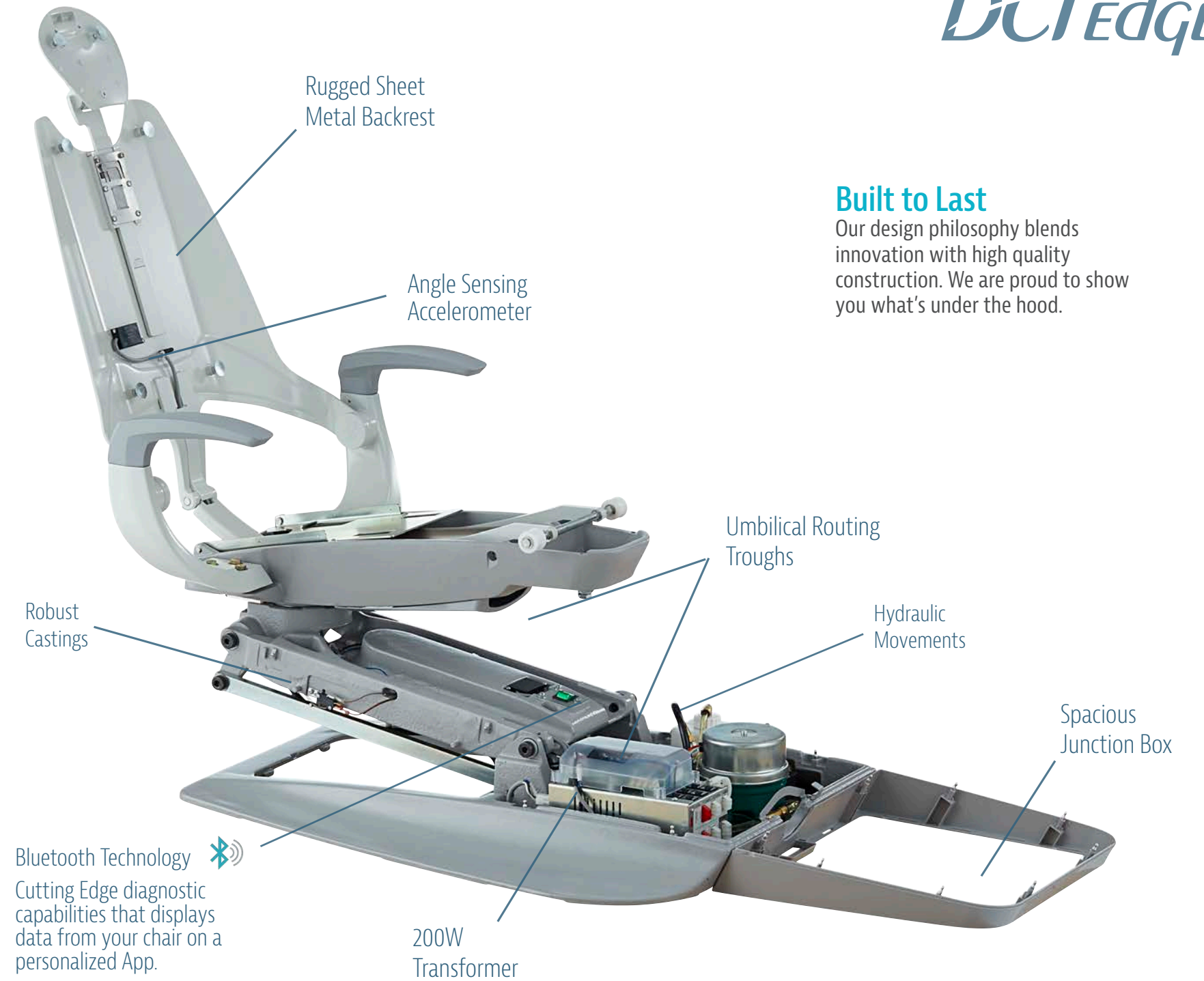
Buy your dream car. Play the course you have always wanted. Experience a new destination from your bucket list.

BEAUTIFUL INSIDE AND OUT



DCI **EDGE**

Built to Last
Our design philosophy blends innovation with high quality construction. We are proud to show you what's under the hood.



GET COMFORTABLE STAY HEALTHY

Access to the Oral Cavity

Unique contoured back design ensures full access between the 3 and 9 o'clock working positions while comfortably supporting the patient.



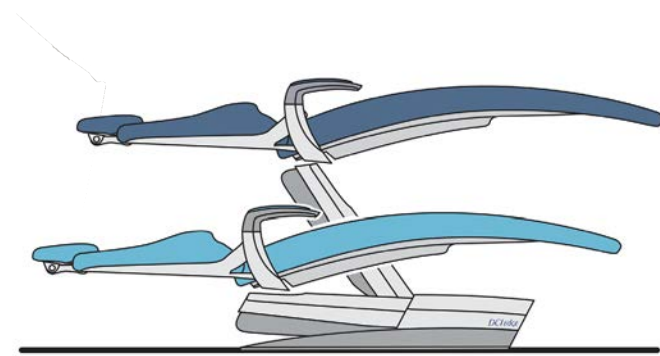
Ergonomics

Thin, narrow back and dual articulating headrest allows for ideal positioning for the provider and patient. This leads to enhanced comfort and efficiency for the entire dental team.




How Low Can You Go?

The Series 5 chair height ranges from 16" to 31" at the seat so you can comfortably practice sitting or standing.



Are you in the right position?

Optimal positioning near the patient ensures a healthy posture, reducing pain and fatigue.

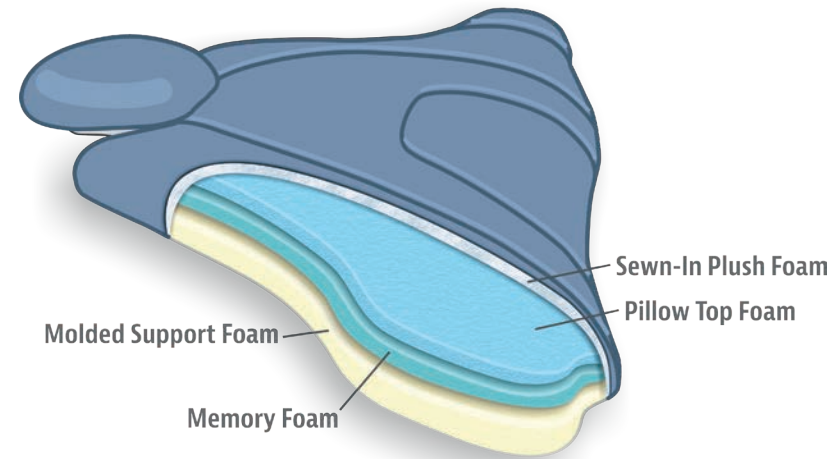


KEEP YOUR PATIENTS SMILING



Multi Layer System

Four different layers of foam with varying levels of density deliver premium comfort and support. Adapts to all body types.



Soft Start and Stop

Adjust your chair without disrupting your patient with smooth start and stop technology.



ErgoBack Plush

Patient Support

The innovative headrest scoop and back design provides patients with back support regardless of height.

Design Appeal

Available in wide or narrow back, plush or asepsis, in a large variety of colors. Upholstered armrests add to the comfort and style.

Doctor & Assistant Stool

Advanced seat ergonomics: tilt and height adjustment add to overall comfort.



NarrowBack Asepsis

NarrowBack Plush


ErgoBack Asepsis



PERFORMANCE MEETS DESIGN

Ergonomic Access to Instruments

Additional head pivot swivels to improve access & reduce unnecessary movement.



Internal Components

Reliable pneumatic components & ample room for high tech integration.

Dual Integrated Touchpads & Brake Handles



Lights On/Off



Return To Last Position



Programmable Buttons for Preset Positions



Backrest Incline and Recline



Chair Up and Down



Advanced Delivery System

DCI's Series 5 delivery system integrates technology to improve operator efficiency and eliminate workspace clutter. Enjoy the flexibility of integrating the devices you use today as well as what you might need in the future.

DENTAL SYSTEM SOLUTIONS

Swing Mount Delivery System

Delivery system and light easily convert from left to right handed operation. The compact swing radius optimizes space making it perfect for operatories of any size.



Shown with Rear Cuspidor

Post Mount Delivery System

The post mount delivery system features an integrated vacuum trap, water system, as well as air and water quick connects.



Shown with Cuspidor



REFLECTIVE LED

DCI edge

Low Cost of Ownership



Energy Efficiency

Requires 80% less power compared to traditional dental lights.



Longer Bulb Life

Significant Savings on Replacement Bulbs: 10-15 year expected life vs. annual replacement.

Patient and Operator Comfort



Cool Running

LED technology eliminates heat output, maximizing patient and operator comfort.



Precise Illumination

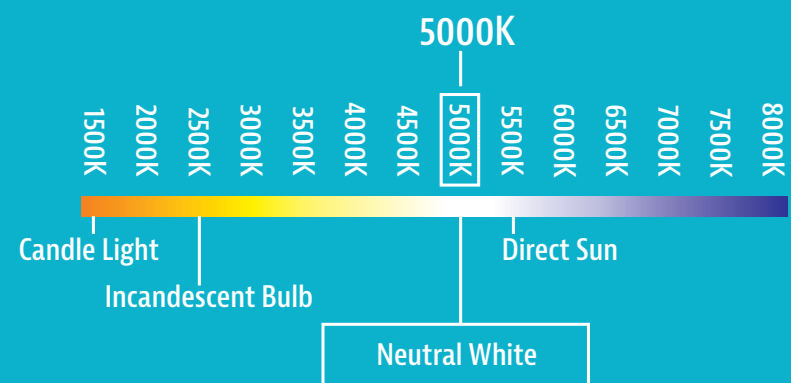
Prevents patient glare.

Uniform Light Pattern

DCI delivers cutting edge illumination technology by utilizing over 500 reflective facets to bounce light back to the oral cavity. The result is a uniform light pattern that increases visibility for doctors and dental assistants.

Less Eye Fatigue Increased Visibility

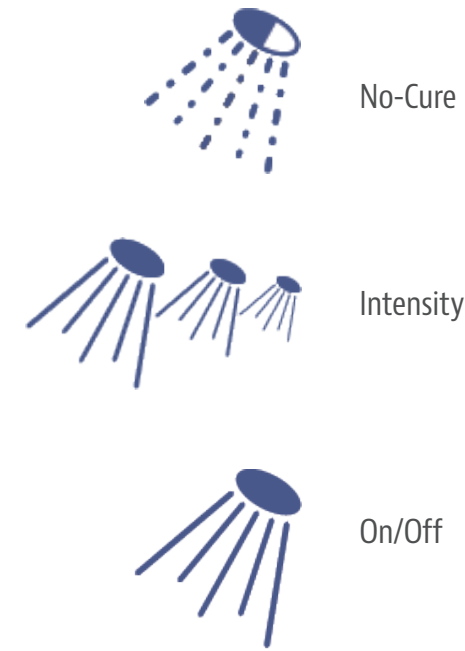
Optimal light performance reduces shadows, improving illumination of the oral cavity.



BRILLIANT ILLUMINATION



Integrated Touchpads



Mounting Configurations



No-Touch Sensors

Control the light without contact using programmable no-touch sensors.



No-Cure Setting

Filters out UV light to prolong the working time of photo-initiated resins.

