

VistaScan Mini Easy 2.0 – plug into the future





Ready for Dental Practice 2.0

Not only does the new VistaScan Mini Easy 2.0 feature a pioneering design, it also boasts state-of-the-art technology. It works with the latest image plate technology and enables numerous new AI functions in conjunction with the VistaScan IQ image plate. Combined with the superior image quality of the tried-and-tested PCS technology, it ensures that your practice is well equipped for the future.

This is what counts:

- PCS technology for exceptional image quality
- Easy Feed concept for Sizes 0 and S2; S1, S3 and S4 optional
- Hygienic, high-resolution glass display
- Comprehensive package of intelligent automation functions in combination with VistaScan IQ image plates and VistaSoft AI

Quality and efficiency demand intelligent functions

The VistaScan Mini Easy 2.0 works with VistaScan IQ image plates to ensure that it lives up to its full potential. Alongside the tried-and-tested technology and outstanding image quality, this combination offers a wide range of new features that noticeably improve user friendliness, efficiency and reliability.



Sustainability from the outset

All of our image plate scanners are produced in a sustainable manner with the aim of achieving carbon-neutral production. And Dürr Dental is committed to ensuring responsible use of resources in other areas of the company as well. Our aim is to keep improving the energy efficiency of all of our products and to make sure that they are easy to repair and maintain in order to ensure maximum longevity. We also make sure that everything is packaged in a safe and environmentally friendly manner.

Clear advantages

Quick and easy scanning

The Easy Feed concept allows image plates to be scanned very quickly, one after the other. The VistaScan Mini Easy 2.0 can scan all intraoral image plate formats.



The key features

The scope of delivery includes everything you need to scan IQ image plates in sizes 0 and 2.

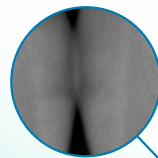
Glass display

The high-resolution colour display offers a very user-friendly interface.



Exceptional image quality thanks to PCS

Thanks to PCS technology, the VistaScan Mini Easy 2.0 is capable of reliably displaying even early stages of caries lesions or the finest of bone structures.

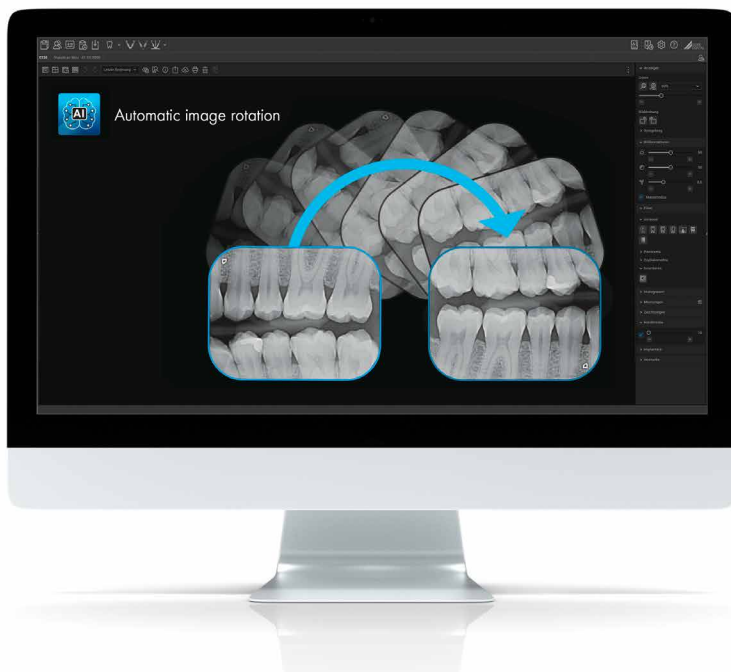


Simple connection

The LAN interface makes it easy to integrate the VistaScan Mini Easy 2.0 into a network.

VistaSoft AI – automation included

With the VistaSoft package you will gain access to wide-ranging AI features that will automate your day-to-day work in the practice and make it much more efficient.



Automatic image rotation

VistaSoft uses an algorithm based on artificial intelligence to check the orientation of intraoral X-ray images using the anatomical features shown and corrects the rotation of the image automatically if needed. This will save you valuable time.




[Video clip](#)

Automatic checking of image plate quality

In conjunction with VistaScan IQ image plates, VistaSoft AI automatically checks the image plate quality of each intraoral image. This ensures excellent image quality on a long-term basis.



[Website](#)

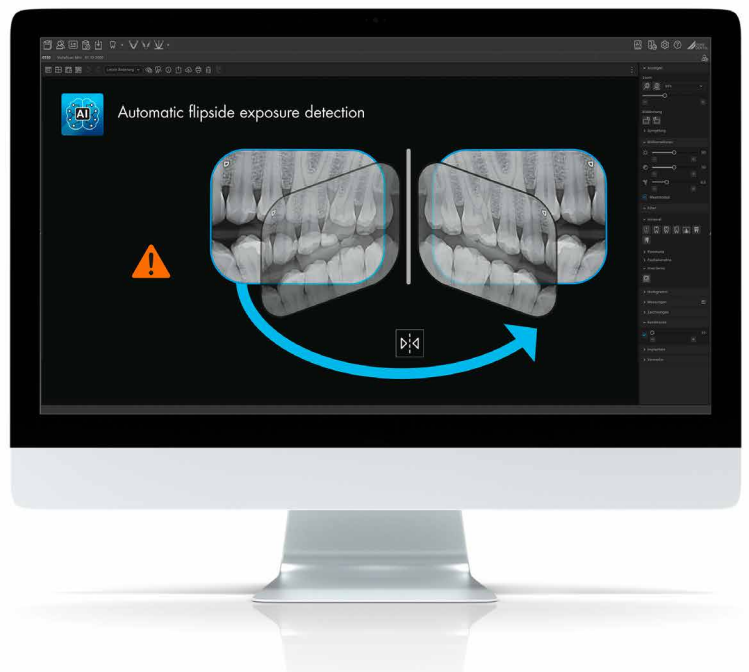


Flip side exposure detection

VistaSoft AI automatically detects potential cases where the image plate has been exposed on the wrong side and informs the user accordingly.



Website

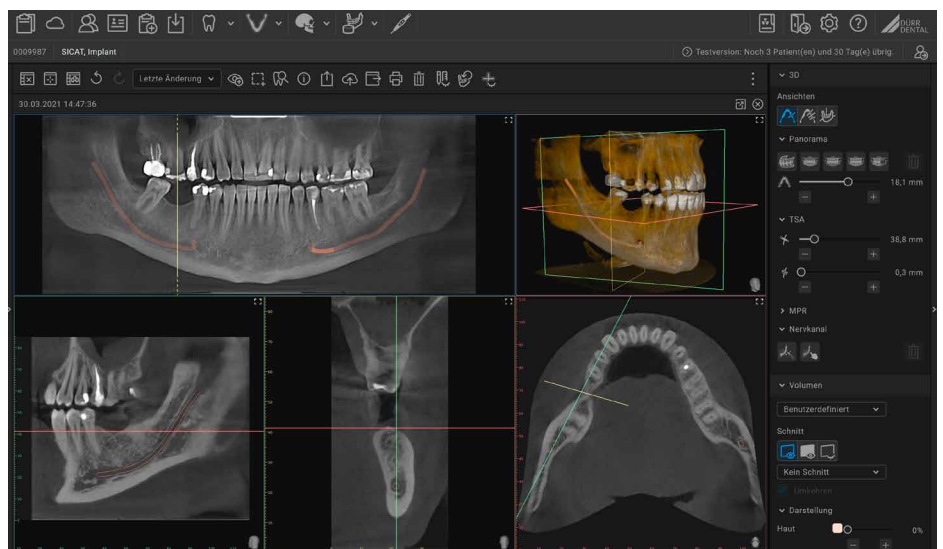


VistaSoft 3D

The package comes with a full 2D and 3D X-ray licence for VistaSoft, which allows you to view 2D and 3D image data and perform diagnoses – even without your own dedicated CBCT device



Website



Facts, figures and accessories at a glance

Mini Easy 2.0	
Display	2.4" colour glass display
Plate sizes	S0, S2; optional: S1, S3, S4
Theoretical resolution LP/mm (dpi)	40 (2,000)
Effective resolution LP/mm (dpi)	22 (1,100)
Greyscale (bit)	16 (65,536)
Weight (kg)	approx. 5
Dimensions (H x W x D mm)	249 x 211 x 258
Standby function	Yes
Interfaces	TXT_LAN



www.duerrdental.com/warranty



Image plate holder system

Image plate holders from Dürr Dental offer optimum protection for the image plate with their smoothed and rounded edges. Holders are available for all applications – their use helps to ensure that accurate X-ray images are produced.




VistaIntra X-ray generator

Perfectly tailored for a digital workflow with an image plate or sensor. Can also be used in the traditional manner.



Image Plate Cleaning Wipe

Dirt on image plates will show up in the images and shorten their service life. VistaScan Image Plate Cleaning Wipe provide intensive cleaning for the image plates. Advantage: long-lasting, optimum image quality.



DÜRR DENTAL SE
Höpfigheimer Str. 17
74321 Bietigheim-Bissingen
Germany
www.duerrdental.com
info@duerrdental.com

 **DÜRR
DENTAL**
THE BEST, BY DESIGN