

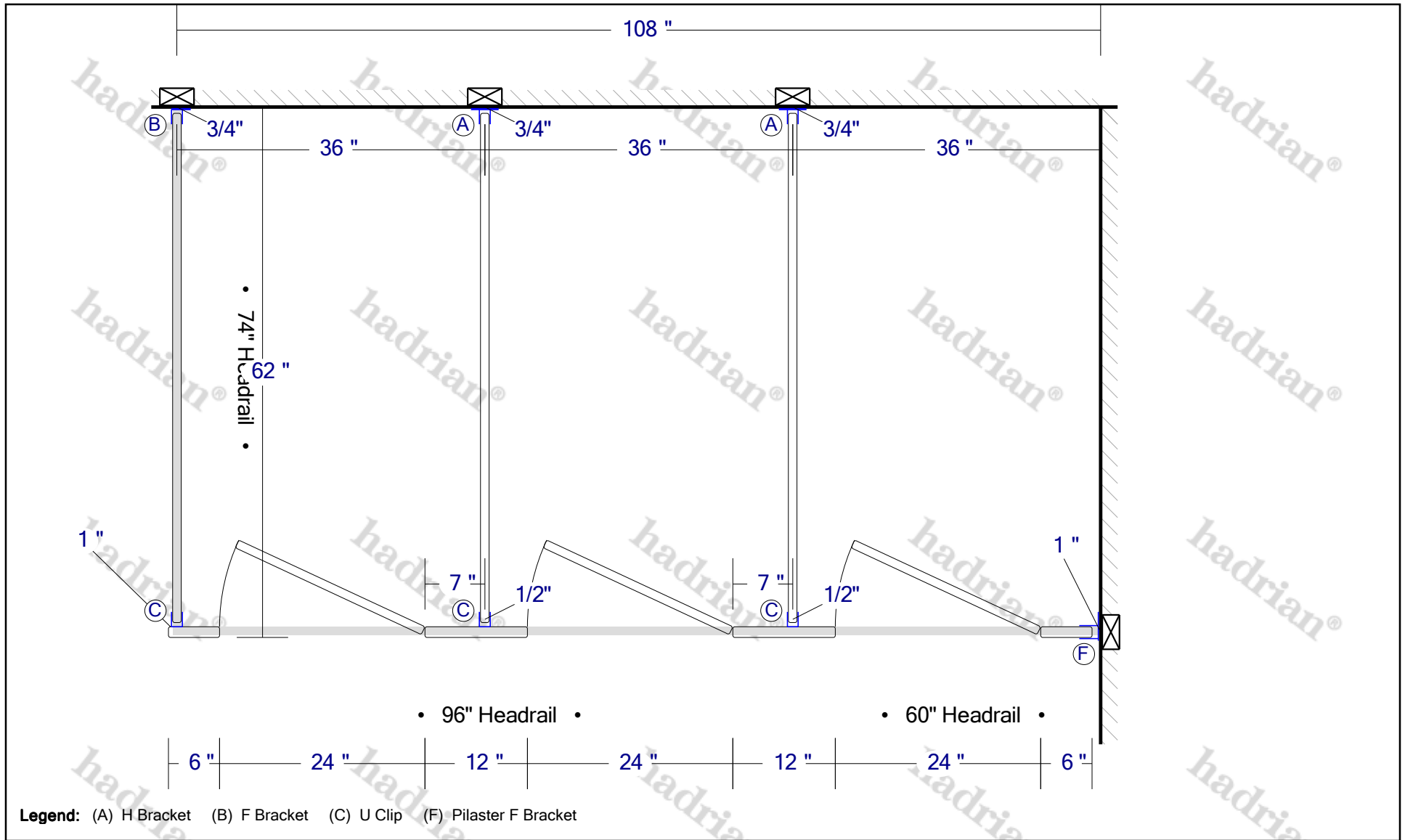


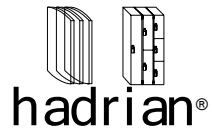


Revision 1: Sep 12, 2019  
Revision 0: Apr 12, 2019

- Unit widths are shown at center line of panels.
- Unit depths are shown from front face of pilaster to finished wall.
- Cut headrail to suit (if necessary).
-  indicates that backing is required.
-  indicates location of pilaster reinforcing channel(s).
- Material supplied will conform to the dimensions indicated.
- Scale = none.



**Product:** Toilet Partitions **Material:** Powder Coated **Finish:** \*\*\* - Color TBA **Type:** Headrail Braced **Series:** Standard **AFF:** 12" **Hinge:** Concealed  
**Hardware:** Chrome **Sightline Option:** None **Options:** None



**Project Title:** Website Project  
**Drawing Title:** IC33660 (1 Mirror)  
**Drawn By:** Sustainable Supply LLC  
**Date Printed:** Sep 12, 2019

Revision 1: Sep 12, 2019  
Revision 0: Apr 12, 2019

- Unit widths are shown at center line of panels.
- Unit depths are shown from front face of pilaster to finished wall.
- Cut headrail to suit (if necessary).
- indicates that backing is required.
- indicates location of pilaster reinforcing channel(s).
- Material supplied will conform to the dimensions indicated.
- Scale = none.