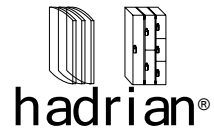




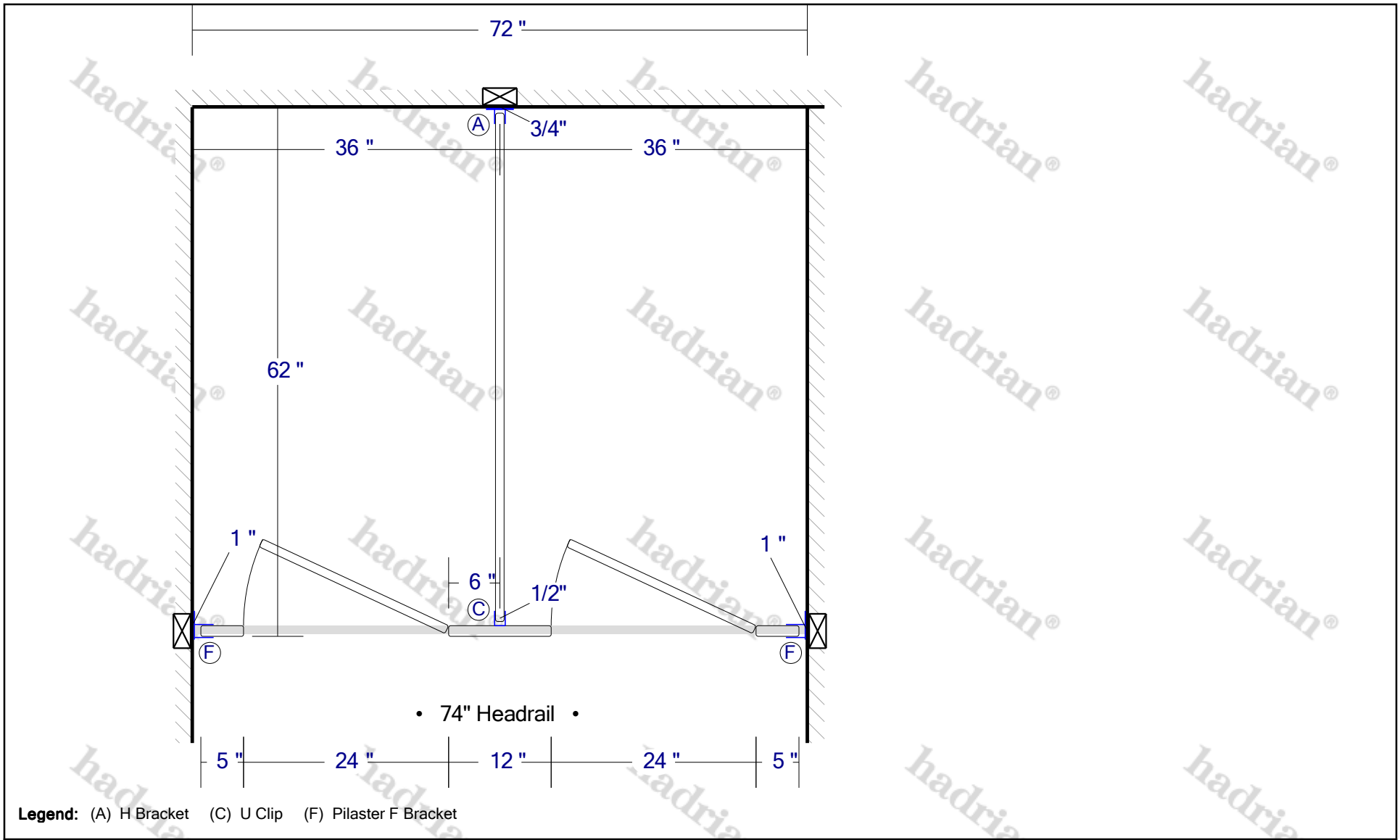
Product: Toilet Partitions **Material:** Powder Coated **Finish:** *** - Color TBA **Type:** Headrail Braced **Series:** Standard **AFF:** 12" **Hinge:** Concealed
Hardware: Chrome **Sightline Option:** None **Options:** None



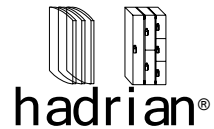
Project Title: Website Project
Drawing Title: BW23660
Drawn By: Sustainable Supply LLC
Date Printed: Sep 12, 2019

Revision 1: Sep 12, 2019
 Revision 0: Apr 12, 2019

- Unit widths are shown at center line of panels.
- Unit depths are shown from front face of pilaster to finished wall.
- Cut headrail to suit (if necessary).
-  indicates that backing is required.
-  indicates location of pilaster reinforcing channel(s).
- Material supplied will conform to the dimensions indicated.
- Scale = none.





Product: Toilet Partitions **Material:** Powder Coated **Finish:** *** - Color TBA **Type:** Headrail Braced **Series:** Standard **AFF:** 12" **Hinge:** Concealed
Hardware: Chrome **Sightline Option:** None **Options:** None



Project Title: Website Project
Drawing Title: BW23660 (1 Mirror)
Drawn By: Sustainable Supply LLC
Date Printed: Sep 12, 2019

Revision 1: Sep 12, 2019
 Revision 0: Apr 12, 2019

- Unit widths are shown at center line of panels.
- Unit depths are shown from front face of pilaster to finished wall.
- Cut headrail to suit (if necessary).
-  indicates that backing is required.
-  indicates location of pilaster reinforcing channel(s).
- Material supplied will conform to the dimensions indicated.
- Scale = none.