

MOISTURE GUARD™ PLASTIC LAMINATE

MOISTURE GUARD™

WE'VE REIMAGINED PLASTIC LAMINATE

48 | **48**
COLORS | **HOURS** *



Moisture Guard™ Edge Banding: Available on all partition doors, panels, pilasters and urinal screens in 48 colors.

ASI Group's Moisture Guard™ offers durability plus a variety of aesthetic options, allowing you to specify and use Plastic Laminate anywhere you could imagine.

ASI Group's proprietary manufacturing process fuses Moisture Guard™ Edge Banding with the internal substrate, creating a seamless beveled profile that eliminates any unsightly black lines that appear in standard Plastic Laminate. And it's backed by an industry leading, exclusive, five-year warranty.

ASTM tests on Moisture Guard™ Edge Banding confirms 3X greater durability with increased resistance to moisture and humidity than standard Plastic Laminate.

NEW colors delivered in 48 hours. We have refreshed our selection of Moisture Guard™ colors and patterns to offer an updated palette for you to create your designs. **AND** we will still ship you these **48 colors in 48 hours*** from the time you approve your order.

As an added bonus we will save installers even more time with our **Easy Stall Shoe****, which speeds up the installation process.

*48 colors in 48 hours are only available in Floor Anchored/Overhead Braced.

**Easy Stall Shoe in Floor Anchored/Overhead Braced only.




Moisture Guard™
Plastic Laminate

Standard
Plastic Laminate

ASI®
Global
Partitions



Mission White 1010



Almond 4000



Sand 4010



**Cotton Cloth 1681



Taupe 9096




**White Ash 1841



**Crisp Linen 1150



Fog 3450



Patine Bronze 4707



Washi Paperfold 5013



Green Felt 5974



Liquid Glass 6240



**Casual Linen 4538



**Satin Stainless 5030




Blue Felt 6320




**Wheat Strand 9110




Carrara Bianco 1096




**Burnt Strand 5107



**Antique Mango 9783




**Gray Linen 3750




**Aged Ash 9844



**Afternoon Nap 9120



Smoke 8450



**Little Black Dress 2100



**Love Letters 3003



**Soothing Pebble Beach 4109



Brittany Blue 7010



Navy Grafix 7318



Silver Gray 3000



Dove Gray 3010



Folkstone Celesta 3300



Canyon Zephyr 3713



**Handspun Pearl 3033



**Windswept Pewter 3849




Storm Solidz 3542



Graphite Graphix 3020



**Handspun Slate 3035



Smoke Quarstone 3350



Graphite 2150




Black 2000



**Handspun Chestnut 4036




**Flax Linen 4990



**Mahogany 9939




**Pewter Mesh 5993




**Asian Night 9550



**Weathered Ash 9842



**Neo Walnut 7954



**Kingswood Walnut 9218

Actual colors may vary slightly from those shown due to limitations in the printing process.

**Should you require different colors we will provide partitions in the Standard Plastic Laminate construction with the 2-year warranty.*

***Directional Pattern – Pattern on panels over 60" wide will run perpendicular to pattern on doors and pilasters. Patterns shown are cropped from the full size sheet, contact us for additional references.*

ASI Global Partitions

900 Clary Connector
 Eastanollee, GA 30538

Tel: 706.827.2700 Fax: 706.827.2710

Email: sales@asi-globalpartitions.com

Web: asi-globalpartitions.com