

## Color-Thru

Premium Material Where Surface Color Goes Through and Through



Hazel 4450C



Smoke 8450C



Navy Blue 7450C



Fog 3450C




Black 2000C

## Black Core


More Economically Priced Than Color-Thru Yet Great for Any Environment



\*White Ash 1841



Graphite 2150




\*Neo Walnut 7954



\*Kingswood Walnut  
9218




\*Asian Night 9550




Taupe 9096



Silver Gray 3000



Folkstone Celesta  
3300



Dove Gray 3010



Graphite Grafix 3020



\*Aged Ash 9844



\*Burnt Strand 5107



\*Weathered Ash 9842

### ASI Global Partitions

900 Clary Connector  
Eastanollee, GA 30538

Tel: 706.827.2700 Fax: 706.827.2710

Email: sales@asi-globalpartitions.com

Web: asi-globalpartitions.com

*Actual colors may vary slightly from those shown due to limitations in the printing process.*

*\*Directional Pattern – Pattern on panels over 60" wide will run perpendicular to pattern on doors and pilasters. Patterns shown cropped from full size sheet, contact us for additional references.*