

AURORA

FIRES & FIREPLACES



SHOWROOM COLLECTION 2023/24

AURORA

FIRES & FIREPLACES

THE UK'S PREMIER FIRES & FIREPLACES SUPPLIER

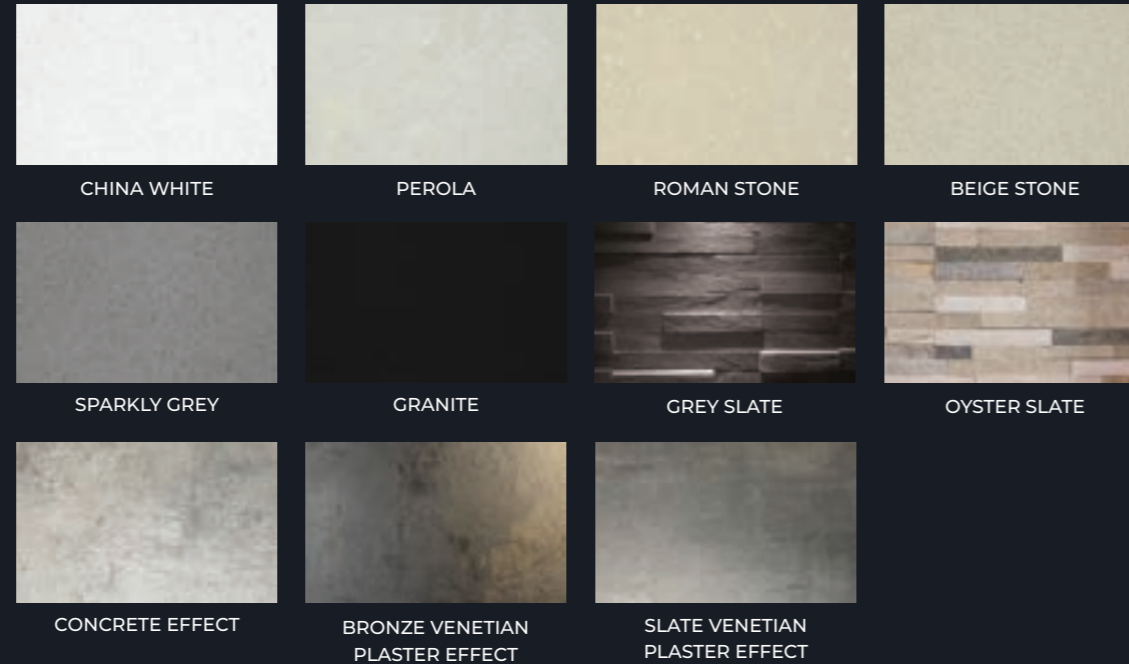
Established in 1985, Aurora Fires & Fireplaces began its journey with the sole focus of manufacturing quality marble fireplaces for the UK independent trade. We have developed from a small family run company into one of the most trusted and recognisable names within the fireplace industry.

Aurora's showroom collection now offers a vast range of products including traditional marble fireplaces, stunning media wall fires and innovative bio ethanol stoves that are guaranteed to ignite the centre of your home.

Our quality fires and fireplaces create an impressive focal point that needs to be experienced first-hand. This is why our fires and fireplaces are only found in local showrooms.

We invite you to explore the extensive and exclusive fireplace range from Aurora.

MATERIALS



ICON KEY



CONTENTS

| | | | |
|---|------------------------------------|---|---------------------------------------|
|  | MEDIA WALL FIRES |  | BESPOKE MARBLE FIREPLACE SUITE |
| 4 | INCENDIUM | 38 | MOLDOVA |
| 6 | INFERNO COLLECTION |  | BIO ETHANOL FIRES & STOVES |
|  | PRE-BUILT MEDIA WALLS | 40 | GOTHAM STOVE |
| 10 | CENTRUM COLLECTION | 40 | PHANTOM STOVE |
|  | MEDIA WALL FIREPLACE SUITES | 41 | BOREALIS |
| 12 | SALINA 43" | 41 | ZODIAC |
| 13 | NOVARA 44" | 41 | COSMOS |
| 14 | LOUISIANA 50" |  | ELECTRIC FIRES & STOVES |
| 15 | ALASKA 50" | 42 | BOREALIS |
| 16 | NOVARA 54" | 42 | ZODIAC |
| 17 | ALASKA 69" | 42 | COSMOS |
|  | MARBLE STOVE SUITES | 42 | PHOENIX |
| 18 | GREVENA | 43 | NEO |
| 19 | MONTERREY | 44 | APOLLO XL STOVE |
| 20 | SANTORINI | 44 | APOLLO STOVE |
| 21 | GIRONA | 44 | ARIEL STOVE |
| 22 | PALMA | 44 | JUNO STOVE |
| 23 | MATERA | 44 | ATLAS STOVE |
|  | MARBLE FIREPLACE SUITES | 45 | INFINITY STOVE |
| 24 | HAMILTON |  | STOVE TILES & HEARTH S |
| 25 | ELBA | 45 | TILE & HEARTH SETS |
| 26 | ADELAIDE |  | SPECIFICATIONS |
| 27 | OREGON | 46 | DIMENSIONS |
| 28 | SORENTO | | |
| 29 | MONTREAL | | |
| 30 | COLUMBUS | | |
| 31 | VALENCIA | | |
| 32 | MADRID | | |
| 33 | BARCELONA | | |
| 34 | ATLANTIS | | |
| 35 | SEATTLE | | |
| 36 | CANBERRA | | |
| 37 | CHARLTON | | |



7 Preset Colour Options



NEW PRODUCT

INCENDIUM

- Ultra realistic natural log set
- Slate, crystal & vermiculite fuel bed
- 7 day programmable timer
- 3D LED flame effect (Dimmable)
- Suitable for media wall installations
- Remote control
- 1kW & 2kW heat output settings
- Open window & door detection

1500 1-2 kW HEAT [Lightning Bolt Icon] [Open Window Icon] [3D LED Icon] [Remote Control Icon] [7 Preset Colour Options Icon]



NEW
FUEL BED



INFERNO FULLY INSET

- Logs, slate & crystal fuel bed
- Suitable for media wall installations
- Available with new Split Log Set
- Open window & door detection
- Sizes Available 500 | 750 | 1000 | 1250 | 1500 | 2000



Shown with the New Split Log Set.

INFERNO CORNER VIEW

- Logs, slate & crystal fuel bed
- Suitable for media wall installations
- Available with new Split Log Set
- Open window & door detection
- Sizes Available 500 | 750 | 1000 | 1250 | 1500 | 2000



Shown with the Natural Log Set.



INFERNO PANORAMIC

- Logs, slate & crystal fuel bed
- Suitable for media wall installations
- Available with new Split Log Set
- Open window & door detection
- Sizes Available 500 | 750 | 1000 | 1250 | 1500 | 2000

Shown with the Natural Log Set.



NEW PRODUCT

INFERNO 500 SQ

- Logs, slate & crystal fuel bed
- Suitable for media wall installations
- Available with new Split Log Set
- Open window & door detection

Shown with the Natural Log Set.



Concrete Effect



Slate Venetian Plaster Effect



CENTRUM PRE-BUILT MEDIA WALL

- Recess for TVs up to 65"
- Integrated media shelf
- Supplied in pre-built finished parts
- Available in 3 finishes
- Incendium 1500 fully inset fire included

Centrum pre-built media wall shown in Bronze Venetian Plaster Effect.

- 1500
- 1-2 kW HEAT
- ⚡
- 📺
- 3D LED
- 🔊
- 📶
- 7



NEW PRODUCT

SALINA

- China White & Sparkly Grey marble surround
- Integrated stainless steel bio ethanol burner
- Up to 3 kW heat output
- Flat wall installation

43"



3kW HEAT

Salina shown with an inset integrated bio ethanol fire.

NOVARA

- Accommodates wall mounted TVs
- Sparkly Grey or China White slips
- China White marble surround
- Flat wall installation

44"

500

1-2 kW HEAT



Novara 44" shown with China White slips & Inferno 500 fire.

NEW PRODUCT



NEW
PRODUCT

LOUISIANA

- Accommodates wall mounted TVs
- China White marble surround
- Logs, slate & crystal fuel bed
- Flat wall installation



Louisiana shown with Inferno 500 SQ fire.

ALASKA

- Accommodates wall mounted TVs
- China White marble surround
- Grey slate or Oyster slate side panels
- Flat wall installation



Alaska 50" shown with Grey Slate side panels & Inferno 750 fire.





NOVARA

- Accommodates wall mounted TVs
- China White marble surround

- Sparkly Grey or China White slips
- Flat wall installation

Novara 54" shown with Sparkly Grey slips & Inferno 750 fire.

54" 750 1-2 kW HEAT ⚡ 🔊 🔌 📺 🎮

ALASKA

- Accommodates wall mounted TVs
- China White marble surround

- Grey slate or Oyster slate side panels
- Flat wall installation

Alaska 69" shown with Grey Slate side panels & Inferno 1250 fire.

69" 1250 1-2 kW HEAT ⚡ 🔊 🔌 📺 🎮

SUITE OPTIONS

Grevena + Gotham



Bio Fuel



Fire Colour

Grevena + Ariel



Electric



Fire Colour

Grevena + Atlas



Electric



Fire Colour

Grevena + Juno



Electric



Fire Colour



GREVENA

- China White marble surround
- Sparkly grey grooved back panel

- Complete with stove & stove pipe
- Flat wall installation

Grevena shown with the Apollo stove & straight stove pipe.



MONTERREY

- China White marble surround
- Complete with stove & stove pipe
- Flat wall installation

- Grey slate chamber with honed granite hearth
- (Note: 48" version comes with a slate back panel, not a slate chamber)

Monterrey shown with the Atlas stove & straight stove pipe.



SUITE OPTIONS

Monterrey + Gotham



Bio Fuel



Fire Colour

Monterrey + Ariel



Electric



Fire Colour

Monterrey + Apollo



Electric



Fire Colour

Monterrey + Juno



Electric



Fire Colour



SUITE OPTIONS

Santorini + Gotham



Bio Fuel

Fire Colour

Santorini + Ariel



Electric

Fire Colour

Santorini + Atlas



Electric

Fire Colour

Santorini + Juno



Electric

Fire Colour



SANTORINI

- China white marble surround
- Oyster slate chamber
- Flat wall installation

- Complete with stove & stove pipe
- (Note: 48" version comes with a slate back panel, not a slate chamber)

48"

54"



Santorini shown Apollo stove & straight stove pipe.

GIRONA

- Perola marble surround
- Oyster slate chamber

- Complete with stove & stove pipe
- Flat wall installation

54"



Girona shown with the Ariel stove & straight stove pipe.



SUITE OPTIONS

Girona + Gotham



Bio Fuel

Fire Colour

Girona + Apollo



Electric

Fire Colour

Girona + Atlas



Electric

Fire Colour

Girona + Juno



Electric

Fire Colour

SUITE OPTIONS

Palma + Ariel




Electric



Fire Colour

Palma + Apollo



Electric



Fire Colour

Palma + Atlas



Electric



Fire Colour

Palma + Juno



Electric



Fire Colour



SUITE OPTIONS

Matera + Grevena



Bio Fuel



Fire Colour

Matera + Monterrey



Bio Fuel



Fire Colour

Matera Freestanding



Bio Fuel



Fire Colour



PALMA

- Perola marble surround
- Flat wall installation

Palma shown with the bio ethanol Gotham stove & straight stove pipe.



MATERA

- China white marble
- Integrated stainless steel burner

Matera freestanding bio ethanol fire shown within the Santorini marble fireplace surround.



- Supplied fully assembled
- 3L capacity (6-10 hours burning time)

SUITE OPTIONS

Hamilton + Phoenix



Electric

Fire Colour

Hamilton + Borealis



Bio Fuel
Electric

Fire Colour

Hamilton + Zodiac



Bio Fuel
Electric

Fire Colour

Hamilton + Zodiac



Bio Fuel
Electric

Fire Colour



HAMILTON

- China White marble surround
- Suitable for Electric or Bio Ethanol
- Flat wall installation

Hamilton shown with the Obsidian Black Chrome Cosmos inset fire.

39"

ELBA

- China White marble surround
- Suitable for Gas, Electric or Bio Ethanol
- Flat wall installation

Elba shown with the Patina Silver Borealis inset fire.

42"

SUITE OPTIONS

Elba + Neo



Electric

Fire Colour

Elba + Phoenix



Electric

Fire Colour

Elba + Cosmos



Bio Fuel
Electric

Fire Colour

Elba + Zodiac



Bio Fuel
Electric

Fire Colour



SUITE OPTIONS

Adelaide + Neo



Electric 

Fire Colour 

Adelaide + Phoenix



Electric 

Fire Colour 

Adelaide + Cosmos



Bio Fuel 
Electric 

Fire Colour 

Adelaide + Zodiac



Bio Fuel 
Electric 

Fire Colour 



ADELAIDE

Adelaide shown with the bio ethanol Borealis inset fire in Obsidian Black Chrome

- China White marble surround
- Suitable for Gas, Electric or Bio Ethanol

- Sparkly grey slips
- Flat wall installation

42" 48"    1&3" REBATE 



OREGON

Oregon shown with the Patina Silver Borealis inset fire.

- China White marble surround
- Suitable for Gas, Electric or Bio Ethanol

- Splayed back panel
- Flat wall installation

48"    1&3" REBATE 

SUITE OPTIONS

Oregon + Neo



Electric 

Fire Colour 

Oregon + Phoenix



Electric 

Fire Colour 

Oregon + Cosmos



Bio Fuel 
Electric 

Fire Colour 

Oregon + Zodiac



Bio Fuel 
Electric 

Fire Colour 

SUITE OPTIONS

Sorento + Phoenix



Electric 

Fire Colour 

Sorento + Borealis



Bio Fuel  Electric 

Fire Colour 

Sorento + Cosmos



Bio Fuel  Electric 

Fire Colour 

Sorento + Zodiac



Bio Fuel  Electric 

Fire Colour 



SORENTO

- China White marble surround
- Suitable for Gas, Electric or Bio Ethanol
- Flat wall installation

Sorento shown with the Patina Silver Neo inset fire.





48"    1&3" REBATE 



MONTREAL


- China white marble surround
- Suitable for Gas, Electric or Bio Ethanol
- Flat wall installation


Montreal shown with the Phoenix inset fire.


48"    1&3" REBATE 

SUITE OPTIONS


Montreal + Neo





Electric 

Fire Colour 


Montreal + Borealis






Bio Fuel  Electric 

Fire Colour 

Montreal + Cosmos






Bio Fuel  Electric 

Fire Colour 

Montreal + Zodiac



Bio Fuel  Electric 

Fire Colour 

SUITE OPTIONS

Columbus + Neo



Electric 

Fire Colour 

Columbus + Phoenix



Electric 

Fire Colour 

Columbus + Borealis



Bio Fuel 
Electric 

Fire Colour 

Columbus + Zodiac



Bio Fuel 
Electric 

Fire Colour 



COLUMBUS

- China White marble surround
- Suitable for Gas, Electric or Bio Ethanol
- Splayed back panel

Columbus shown with the Phoenix inset fire.

48"    1&3" REBATE 



VALENCIA


- China White, Beige Stone or Perola marble surround
- Suitable for Gas, Electric or Bio Ethanol


Valencia shown with the Obsidian Black Chrome Neo inset fire.


48"    1&3" REBATE 

SUITE OPTIONS


Valencia + Phoenix






Electric 

Fire Colour 


Valencia + Borealis






Bio Fuel 
Electric 

Fire Colour 


Valencia + Cosmos






Bio Fuel 
Electric 

Fire Colour 

Valencia + Zodiac



Bio Fuel 
Electric 

Fire Colour 

SUITE OPTIONS

Madrid + Neo



Electric 

Fire Colour 

Madrid + Phoenix



Electric 

Fire Colour 

Madrid + Cosmos



Bio Fuel 
Electric 

Fire Colour 

Madrid + Zodiac



Bio Fuel 
Electric 

Fire Colour 



MADRID

- China White marble surround
- Suitable for Gas, Electric or Bio Ethanol

Madrid shown with the bio ethanol Borealis inset fire in Obsidian Black Chrome.

48" 54"    1&3" REBATE 



BARCELONA

- China White marble surround
- Sparkly Grey slips
- Suitable for Gas, Electric or Bio Ethanol

Barcelona shown with the Obsidian Black Chrome Borealis inset fire.

48" 54"    1&3" REBATE 

SUITE OPTIONS

Barcelona + Neo



Electric 

Fire Colour 

Barcelona + Phoenix



Electric 

Fire Colour 

Barcelona + Cosmos



Bio Fuel 
Electric 

Fire Colour 

Barcelona + Zodiac





Bio Fuel 
Electric 


Fire Colour 

SUITE OPTIONS


Atlantis + Neo





Electric 

Fire Colour 


Atlantis + Phoenix






Electric 

Fire Colour 


Atlantis + Cosmos






Bio Fuel 
Electric 

Fire Colour 

Atlantis + Borealis



Bio Fuel 
Electric 

Fire Colour 



ATLANTIS

- China white marble surround
- Suitable for Gas, Electric or Bio Ethanol

Atlantis shown with the Obsidian Black Chrome Zodiac inset fire.

54"    3" REBATE 



SEATTLE


- China White marble surround
- Sparkly grey slips
- Suitable for Gas, Electric or Bio Ethanol


Seattle shown with the Obsidian Black Chrome Cosmos inset fire.


54"    1&3" REBATE 

SUITE OPTIONS


Seattle + Neo





Electric 

Fire Colour 


Seattle + Phoenix






Electric 

Fire Colour 


Seattle + Cosmos






Bio Fuel 
Electric 

Fire Colour 


Seattle + Borealis





Bio Fuel 
Electric 

Fire Colour 


SUITE OPTIONS
Canberra + Neo






Electric 

Fire Colour 


Canberra + Borealis






Bio Fuel 
Electric 

Fire Colour 


Canberra + Cosmos






Bio Fuel 
Electric 

Fire Colour 

Canberra + Zodiac



Bio Fuel 
Electric 

Fire Colour 



CANBERRA

- Perola marble surround
- Suitable for Gas, Electric or Bio Ethanol

54"     

Canberra shown with the Phoenix inset fire.



CHARLTON

- Roman stone marble surround
- Suitable for Gas, Electric or Bio Ethanol

54"     

Charlton shown with the Antique Brass Borealis inset fire.

* Subject to availability

SUITE OPTIONS
Charlton + Neo



Electric 

Fire Colour 

Charlton + Phoenix



Electric 

Fire Colour 

Charlton + Cosmos



Bio Fuel 
Electric 

Fire Colour 

Charlton + Zodiac



Bio Fuel 
Electric 

Fire Colour 



NEW PRODUCT

MOLDOVA

· Bespoke China White marble surround
· Suitable for Gas, Electric or Bio Ethanol

· Available in any size between 44" - 56"
· Available with any rebate

· Available with a boxed or lipped
hearth in any size



Moldova shown with the bio ethanol Cosmos inset fire in Obsidian Black Chrome.

BIO ETHANOL

ENVIRONMENTALLY FRIENDLY ENERGY
NO CHIMNEY / NO MAINTENANCE

- Up to 3kW of heat
- 3 - 5 hours burning time



VIEW VIDEO



1. FILL



2. IGNITE



3. ENJOY



NEW
PRODUCT

PRODUCT INFORMATION

- 1.5 litre capacity
- 3 - 5 hours burning time
- Up to 3kW heat output
- airFLO Convection System
- Control tool supplied
- Single opening door
- No direct flue or chimney required
- Available with a log store
- Available with a range of stove pipes
- Available with a range of tiles & hearths

GOTHAM

CHARCOAL GREY



NEW
PRODUCT

PHANTOM


CHARCOAL GREY



NEW
PRODUCT

GOTHAM + LOG STORE

CHARCOAL GREY



NEW
PRODUCT

PHANTOM + LOG STORE

CHARCOAL GREY



NEW
PRODUCT

BOREALIS

OBSIDIAN BLACK CHROME



BOREALIS

ANTIQUE BRASS



BOREALIS

PATINA SILVER



ZODIAC

BRUSHED STEEL



ZODIAC

OBSIDIAN BLACK CHROME



COSMOS

OBSIDIAN BLACK CHROME



PRODUCT INFORMATION

- Up to 3kW heat output
- 1.5 litre capacity
- 3 - 5 hours burning time
- Control tool supplied
- Borealis - 3" rebate required or 1" rebate with spacer. (Supplied separately)
- Zodiac - 3" rebate required
- Cosmos & Phoenix - 2.2" rebate required with spacer (Included) or 4.65" rebate without spacer.



VIEW VIDEO

BOREALIS

OBSIDIAN BLACK CHROME



BOREALIS

ANTIQUE BRASS



BOREALIS

PATINA SILVER



PHOENIX

CHARCOAL GREY



NEO

OBSIDIAN BLACK CHROME



NEW PRODUCT

ZODIAC

BRUSHED STEEL



ZODIAC

OBSIDIAN BLACK CHROME



COSMOS

OBSIDIAN BLACK CHROME



PRODUCT INFORMATION

- All available with remote control (*Excluding Cosmos fire)
- Thermostat
- 7 day programmable timer
- 1 & 2kW heat output
- LED flame effect
- Borealis - 3" rebate required or 1" rebate with spacer. (Supplied separately)
- Zodiac - 3" rebate required
- Cosmos & Phoenix - 2.2" rebate required with spacer (Included) Or 4.65" rebate without spacer

NEO

PATINA SILVER



NEW PRODUCT



PRODUCT INFORMATION

- 3D LED flame effect
- Neo - 2.5" rebate required
- Available in two colour options
- 1 & 2kW heat output
- Thermostat
- Remote control

The Patina Silver Neo inset fire shown in the Barcelona marble surround.



APOLLO XL

CHARCOAL GREY

NEW
PRODUCT



APOLLO

CHARCOAL GREY

NEW
FUEL BED



JUNO

CHARCOAL GREY



ARIEL

CHARCOAL GREY



ATLAS

CHARCOAL GREY



PRODUCT INFORMATION

- Thermostat
- 0.9 & 1.8kW heat output
- LED-X flame effect with downlight
- Hand painted logs



NEW
PRODUCT

INFINITY

CHARCOAL GREY

PRODUCT INFORMATION

- Thermostat
- 0.9 & 1.8kW heat output
- LED flame effect (Dimmable)
- Split log set with crystals, slate & vermiculite
- Single opening door
- Pulsating fuel bed
- Remote Control




NEW
PRODUCT

STOVE TILES + HEARTHES

Concrete Effect | Slate Venetian Plaster Effect | Bronze Venetian Plaster Effect

PRODUCT INFORMATION

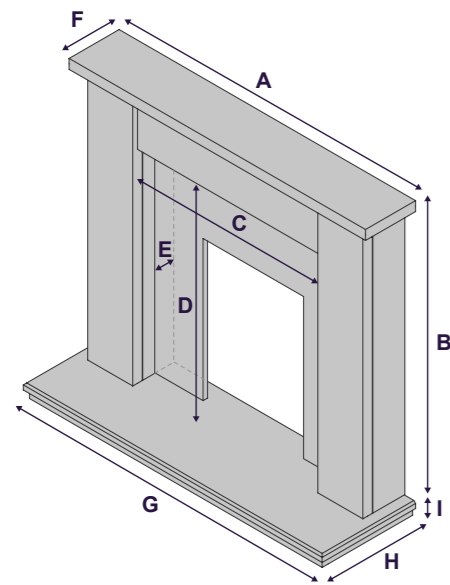
- Luxury textured finish
- Pre-finished MFC
- Impact resistant 2mm PVC edging
- Tiles & hearths supplied as singles or sets
- Suitable for electric & bio ethanol stoves



PRODUCT DIMENSIONS
HEARTH: H 36mm | W 780mm | D 425mm
TILE: H 535mm | W 710mm | D 18mm

MARBLE FIREPLACE SUITES

| MODEL | A | B | C | D | E | F | G | H | I |
|---------------|------|------|------|-----|-------|-----|------|-----|-----|
| ALASKA 50" | 1130 | 455 | 1040 | 305 | - | 255 | 1260 | 400 | 250 |
| ALASKA 69" | 1630 | 455 | 1540 | 305 | - | 255 | 1760 | 400 | 250 |
| ADELAIDE 42" | 1073 | 915 | 661 | 705 | 25/75 | 223 | 1068 | 381 | 57 |
| ADELAIDE 48" | 1215 | 1045 | 670 | 745 | 25/75 | 223 | 1215 | 381 | 57 |
| ATLANTIS 54" | 1355 | 1125 | 835 | 885 | 75 | 207 | 1372 | 381 | 57 |
| BARCELONA 48" | 1215 | 1035 | 715 | 790 | 25/75 | 207 | 1219 | 381 | 57 |
| BARCELONA 54" | 1355 | 1115 | 785 | 838 | 25/75 | 207 | 1372 | 381 | 57 |
| CANBERRA 54" | 1311 | 1005 | 790 | 745 | 25/75 | 215 | 1372 | 381 | 57 |
| CHARLTON 54" | 1365 | 1005 | 795 | 800 | 25/75 | 235 | 1372 | 381 | 57 |
| COLUMBUS 48" | 1215 | 1035 | 815 | 790 | 25/75 | 203 | 1219 | 381 | 57 |
| ELBA 42" | 1041 | 915 | 661 | 705 | 25/75 | 207 | 1068 | 381 | 57 |
| GIRONA 54" | 1375 | 1110 | 825 | 860 | - | 237 | 1372 | 381 | 57 |
| GREVENA 48" | 1215 | 1050 | 724 | 800 | - | 245 | 1219 | 381 | 57 |
| HAMILTON 39" | 1000 | 885 | 580 | 660 | 75 | 190 | 1000 | 300 | 57 |
| OREGON 48" | 1215 | 1035 | 815 | 790 | 25/75 | 203 | 1219 | 381 | 57 |
| LOUISIANA 50" | 1270 | 900 | 790 | 670 | - | 280 | 1270 | 381 | 57 |



| MODEL | A | B | C | D | E | F | G | H | I |
|---------------|---|------|-----|-----|-------|-----|------|-----|----|
| MADRID 48" | 1216 | 1005 | 792 | 745 | 25/75 | 193 | 1219 | 381 | 57 |
| MADRID 54" | 1336 | 1030 | 886 | 770 | 25/75 | 244 | 1372 | 381 | 57 |
| MONTERREY 48" | 1215 | 1050 | 724 | 800 | - | 245 | 1219 | 381 | 40 |
| MONTERREY 54" | 1372 | 1110 | 825 | 860 | - | 265 | 1372 | 381 | 40 |
| MONTREAL 48" | 1215 | 995 | 735 | 760 | 25/75 | 245 | 1219 | 381 | 57 |
| NOVARA 44" | 1123 | 756 | 642 | 521 | - | 317 | 1123 | 381 | 57 |
| NOVARA 54" | 1372 | 756 | 892 | 521 | - | 317 | 1372 | 381 | 57 |
| PALMA 54" | 1372 | 1110 | 825 | 860 | - | 235 | 1372 | 381 | 40 |
| SALINA 43" | 1100 | 822 | 666 | 610 | - | 271 | 1100 | 381 | 52 |
| SANTORINI 48" | 1215 | 1050 | 724 | 800 | - | 245 | 1219 | 381 | 57 |
| SANTORINI 54" | 1375 | 1110 | 825 | 850 | - | 267 | 1372 | 381 | 57 |
| SEATTLE 54" | 1372 | 1096 | 795 | 830 | 25/75 | 235 | 1372 | 381 | 57 |
| SORENTO 48" | 1219 | 1050 | 779 | 790 | 25/75 | 231 | 1219 | 381 | 57 |
| VALENCIA 48" | 1215 | 1035 | 715 | 790 | 25/75 | 207 | 1219 | 381 | 57 |
| MOLDOVA* | This is a bespoke product. Please speak to a sales representative for more information. | | | | | | | | |

DIMENSIONS

Aurora also offer a fully bespoke service for back panels and hearths. Speak to your Aurora stockist for more information.

Due to the unique technical requirements of fire products it is not possible to ensure compatibility with all fires. Please consult a suitably qualified tradesman who will be able to advise which products are suitable for your setup.

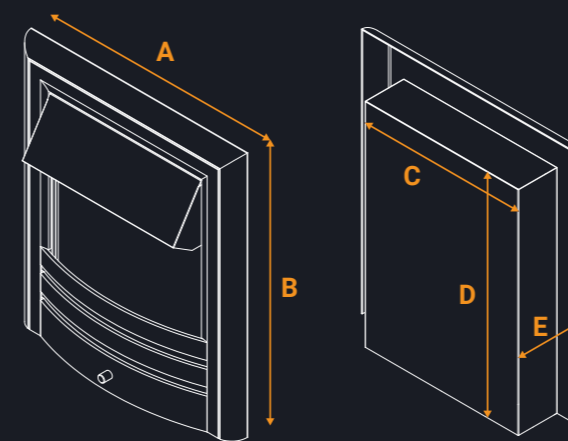
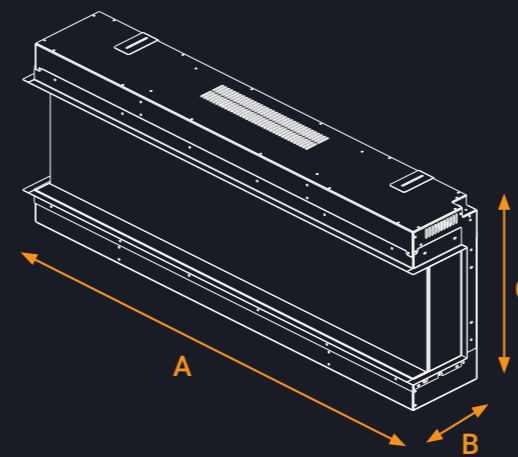
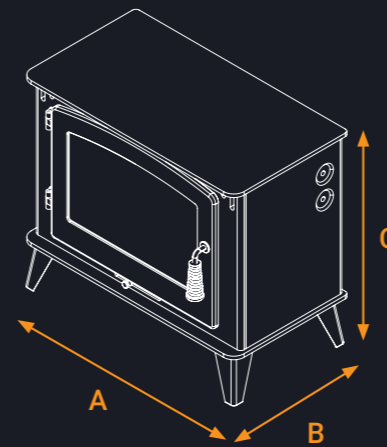
General information – Gas fires

If intending to install a gas fire to complement your surround, we strongly advise that this is carried out by a suitably qualified GAS SAFE registered installer.

Our Micro Marble fireplaces are suitable for use with most gas fires. However due to a wide variation in heat outputs and designs, we recommend that you consult with your gas fire manufacturer to confirm compatibility with Micro Marble

IMPORTANT

Heat discolouration in marble may occur with gas fires of 3kW output and above – dependant on make and model of gas fire.



STOVES

| MODEL | A | B | C |
|---------------------|-----|-----|-----|
| APOLLO | 440 | 320 | 560 |
| APOLLO XL | 440 | 320 | 850 |
| ARIEL | 412 | 335 | 534 |
| ATLAS | 620 | 335 | 534 |
| GOTHAM | 430 | 300 | 570 |
| GOTHAM + LOG STORE | 430 | 300 | 760 |
| INFINITY | 420 | 420 | 951 |
| JUNO | 620 | 335 | 534 |
| PHANTOM | 460 | 330 | 573 |
| PHANTOM + LOG STORE | 440 | 310 | 655 |
| MATERA | 495 | 285 | 140 |

All dimensions are in millimetres (mm)

MEDIA WALLS & FIRES

| MODEL | A | B | C |
|----------------|------|-----|------|
| INCENDIUM | 1554 | 380 | 588 |
| INFERNO 500 SQ | 613 | 174 | 628 |
| INFERNO 500 | 555 | 235 | 493 |
| INFERNO 750 | 795 | 235 | 493 |
| INFERNO 1000 | 1054 | 235 | 493 |
| INFERNO 1250 | 1305 | 235 | 493 |
| INFERNO 1500 | 1554 | 235 | 493 |
| INFERNO 2000 | 2054 | 235 | 493 |
| CENTRUM | 1760 | 275 | 2200 |

All dimensions are in millimetres (mm)

FIRES

| MODEL | A | B | C | D | E |
|----------|-----|-----|-----|-----|--------|
| BOREALIS | 560 | 635 | 400 | 557 | 75/25* |
| COSMOS | 507 | 595 | 400 | 557 | 108/58 |
| NEO | 553 | 675 | 410 | 560 | 65 |
| PHOENIX | 507 | 595 | 400 | 557 | 108/58 |
| ZODIAC | 560 | 637 | 400 | 557 | 75 |

*Spacer available | All dimensions are in millimetres (mm)

AURORA

FIRES & FIREPLACES



E: trade@firedupcorporation.com T: 0330 0882 061

Fired Up Corporation, St Thomas' Road, Huddersfield, HD1 3LF, UK

[f](#) Aurora Fireplaces [@](#) aurora_fireplaces [t](#) AuroraFireplace

AURORA-FIREPLACES.CO.UK