



INSTRUCTION MANUAL FALÒ 21





SCOPE OF DELIVERY

Please check before assembly that all parts listed below are present in the stated number. Please contact your shop immediately if any items are missing or damaged. After successful or commenced assembly, complaints due to damage or missing parts can no longer be accepted!

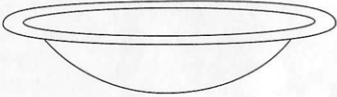
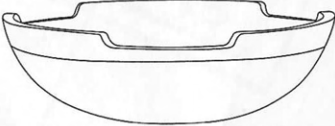
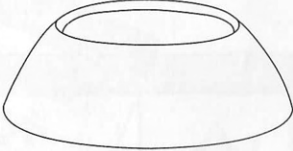
Number	Name	Illustration	Quantity
A	inlay		1
B	bowl		1
C	stand		1



TABLE OF CONTENTS

INTRODUCTION	4
Information about this manual	4
Warning notices	4
Intended use	4
ASSEMBLY	4
Pre-assembly preparation	4
Assembly	4
Disassembly	4
POSITION	5
OPERATION	6
MAINTENANCE, CLEANING, CARE	6
STORAGE	7
DISPOSAL	7
MISCELLANEOUS	7
Technical specifications	7
Warranty	7
Distributor	7

INTRODUCTION

INFORMATION ON THIS ASSEMBLY AND OPERATING INSTRUCTIONS

Thank you for purchasing this prism hardscapes product. You have purchased a high quality fire bowl. These operating instructions give you important information and warnings concerning the use, safety, assembly and operation of the fire bowl.

Read the operating instructions completely and thoroughly before starting the assembly and use of the fire bowl. For safe handling of this product, every user must have read and understood this manual before using this product for the first time.

Retain these instructions for later use and future reference. Pass them on to any future user. Only use this fire bowl if it is in perfect condition. If the fire bowl or a part of it is defective, it must not be used.

WARNING NOTICES

In this manual, you will frequently come across the following symbols. With this information, we want to call your attention to particularly important points.



CAUTION! Low risk!



WARNING! Medium risk!



DANGER! High risk!

INTENDED USE

WARNING! In the case of improper use or any operations on the product that are not described in this instruction manual, this is considered to be an unauthorized misuse outside the legal liability of the distributor. Also, hazards may emanate from the product. You endanger yourself and others. Failure to comply may result in personal injury and property damage.

- The fire bowl is only for private use and not for 10 feet commercial use.
- Do not overload the fire bowl. Only use it for purposes for which it is intended.
- Please ensure a sufficient distance (at least three meters) to flammable objects (e.g. wooden floor, furniture, sunshades, plants).
- Non-compliance, changes to the fire bowl or the use of components that have not been tested and approved by the distributor may result in unpredictable damages. These are therefore outside the legal liability of the distributor.

ASSEMBLY

PRE-ASSEMBLY PREPARATION



The fire bowl is only suitable for outdoor purposes. **DO NOT** use indoors.



DANGER OF SUFFOCATION!

Make sure that children, adolescents under 16 years or pets do not play with the packaging to avoid danger of suffocation. Also small parts could be swallowed!



RISK OF PRODUCT DAMAGE!

The fire bowl must be installed on a non-flammable, solid, scratch-resistant, level and sufficiently stable surface. An installation on an unstable location affects the stability of the fire bowl. Check the stability of the fire bowl after assembly!



DANGER OF CUTS!

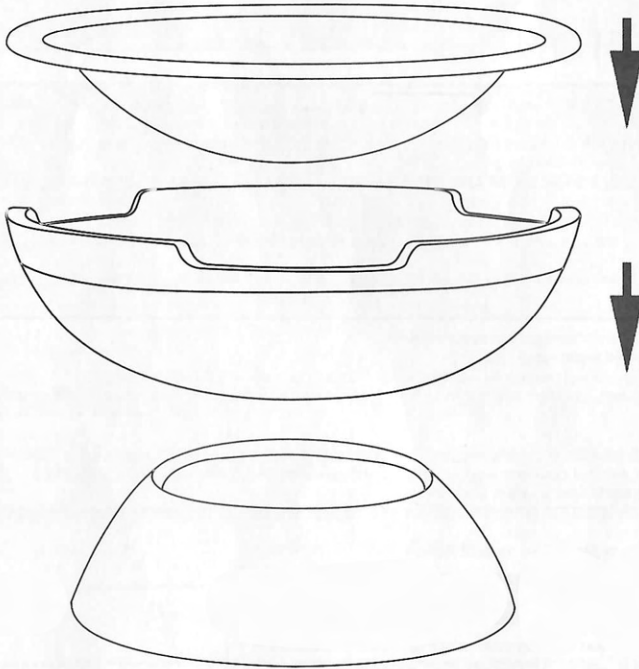
Care was taken during manufacture to avoid sharp edges on the fire bowl. Nevertheless, be careful with the components of this fire bowl in order to avoid accidents or injuries during assembly and use. Wear protective gloves for your own safety!

- The fire bowl must be set up according to the instructions. Make sure that all components are correctly aligned.
- Remove all packaging material before lighting the fire bowl.
- The packaging material should be disposed of immediately according to the regulations.
- Work together with another person when assembling the fire bowl and take your time.



WARNING!

Make sure that all parts of the fire bowl are secure, straight and stable! Adjust the contact surfaces regularly before using the fire bowl.



DISASSEMBLY

The disassembly takes place in reverse order to the assembly.

POSITION



RISK OF POISONING! When using the product, the use of fuel may produce carbon monoxide or other toxic gases / fumes. These are usually odourless and can be deadly. For this reason, use the fire bowl only outdoors. Never use it in closed rooms or under covered areas!



WARNING! Use the fire bowl only on a non-flammable, heat-resistant, level and solid surface that is protected from the wind. Otherwise, the fire bowl can tip over!

WARNING! Ensure a sufficient distance (at least three meters) to other flammable materials (e.g. wooden floor, furniture, sunshades, plants, clothing)!

WARNING! To prevent smoke and sparks from entering your home, place the fire bowl away from open windows and doors.



CAUTION! The fire bowl must always be placed on the corresponding stand. Only use the parts supplied according to the instructions for assembly.



OPERATION



ATTENTION! This fire bowl will become very hot and must not be moved during operation. Never use it in closed rooms! When using indoors, there is a danger of poisoning due to carbon monoxide!

CAUTION! Do not use spirit or petrol for lighting or re-lighting! Only use firelighters complying with EN 1860-3!

ATTENTION! Keep children and pets away.

DANGER OF EXPLOSION! DANGER OF ACCIDENT! Never put ignition fluid or charcoal soaked in ignition fluid on hot or warm charcoal. This causes, amongst others, damage to the fire bowl or leads to deflagrations!

FIRE HAZARD! Use the fire bowl only under supervision. Extinguish the fire before leaving the area. Extinguishing the fire causes heavy smoke. Cover the product with a large fire mat. Do not blow out the fire or use water to extinguish.

RISK OF BURNS! Do not place logs into the fire bowl by hand, but with a suitable barbecue tool (small shovel, barbecue tongs).



CAUTION! Use long-handled barbecue utensils.

CAUTION! Do not wear loose clothing.

CAUTION! When using the fire bowl, wear heat-resistant gloves and a barbecue apron.



WARNING! Do not use the fire bowl in strong wind or storm, as stability is reduced and the fire bowl can tip over.

- Always work with caution and only in good condition with the fire bowl: Never use the fire bowl in case of tiredness, illness, alcohol consumption, under the influence of drugs or medication, because you cannot use them safely and endanger yourself and others!
- Always observe the valid national and international regulations concerning safety, health and operating procedures.
- Always have a fire extinguisher close to hand.

⚠ WARNING • CALIFORNIA PROPOSITION 65

This product can expose you to Chromium, which is known to the state of California to cause cancer and birth defects or other reproductive harm. (For more information, go to www.p65warnings.ca.gov)

HEATING

1. Place untreated logs on the bottom of the inlay.
2. If necessary, distribute firelighters in accordance with standard EN 1860-3 according to the instructions for use of the firelighters on the logs.
3. It is best to light the firelighters with a long match.

MAINTENANCE, CLEANING & CARE



RISK OF BURNS! Only clean the fire bowl when it is completely cold.

FIRE HAZARD! Dispose of the ashes only when it is completely cold. Hot ashes must not be disposed of with the household waste.

HEALTH HAZARD! Do not use chemical solvents, paint solvents or thinners to clean the fire bowl or inlay. These are harmful to health and damage the surface!

RISK OF DAMAGE! Do not use sharp objects, scouring pads, scrubbing brushes, etc. These will damage the surface!

- Use a cloth, water and commercially available detergent.
- Dry all components with a lint-free cloth.
- If rust should occur, first clean the fire bowl thoroughly. Then treat the affected area with steel wool or fine-grained sandpaper. After that, the areas must be resealed with a heat-resistant paint. Discoloration on the bowl and possibly the stand are natural signs of use due to the extreme heat of the fire. Discoloration and damage to the coating of the inlay are among the natural signs of wear caused by direct exposure to fire.

STORAGE



FIRE HAZARD! Make sure that the fire bowl is completely cold before putting a cover on your fire bowl. Otherwise there is a danger of fire! Store the fire bowl in a dry place and away from flammable materials. Caution! Make sure that the fire bowl is completely cold before storage.

DANGERS FOR CHILDREN! Make sure that children and adolescents under the age of 16 do not use the fire bowl unsupervised.

RISK OF PERSONAL INJURY! Keep unauthorized persons and pets away from the fire bowl!



Never leave the fire bowl unattended for a long time (e.g. holidays).

- Store the fire bowl in such a way that the water can drain quickly.
- Store the fire bowl in a dry, well ventilated area protected from rain and other weather conditions (e.g. garage, shed, cellar).
- If you use the fire bowl again after storage, check the fire bowl for damage.

DISPOSAL

Dispose of the fire bowl properly at the end of product life. For more information, contact your local waste disposal company. Dispose of the packaging in accordance with existing regulations.

MISCELLANEOUS

TECHNICAL SPECIFICATIONS

Dimensions Bowl with stand	approx. Ø 20,86 x 11,02 inches
Weight Bowl with stand	approx. 26,45 lbs
Fuel Heating	Logs (9,84 inches)
Capacity Heating	approx. 11,02 lbs of logs

WARRANTY

The statutory warranty applies to this product.

The warranty does not apply to wear parts (such as the inlay) and signs of wear (such as rusting, wear of the inlay coating, colour changes of the bowl). Damages caused by improper handling or operation, by incorrect assembly or storage, by improper connection or installation, as well as by force majeure or other influences, are not covered by the warranty. If product-specific instructions are enclosed, we strongly recommend that you read and observe them.

NOTE:

1. If your product does not work properly, please check whether there are any other reasons, such as a disconnected power supply (in case of an electronic device) or in general an incorrect handling that could be the cause.
2. Please attach the following documents or information to your defective product as far as possible or have them ready:
 - Purchase receipt, equipment name / type / brand
 - Description of the defect that occurred, as precise as possible

Please contact your shop in case of warranty claims or faults.



PRISM HARDSCAPES

Outdoor Living Products

Distributor to: PRISM Hardscapes, 11140 Western Ave

Item number: PHF-21-01, PHF-21-02,
Month of shipping 06/2019