



### FIN GUIDE

### TEMPLATE CATEGORY

### CONSTRUCTION

### ALPHA

### Legacy

### HONEYCOMB

### techflex

### CONTROL

### QUADS

### 5-FINS

### QUAD REARS

### TWINS

### TWIN+1

### KEELS

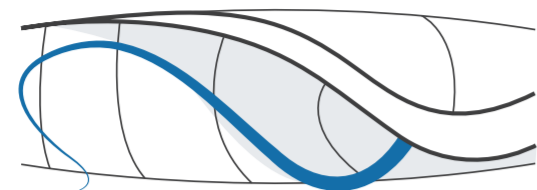
### SINGLES

### SURFING STYLE?

DRAWN-OUT | VERSATILE | TIGHT-TURNS

PICK YOUR TEMPLATE CATEGORY  
RAKE | NEUTRAL | PIVOT

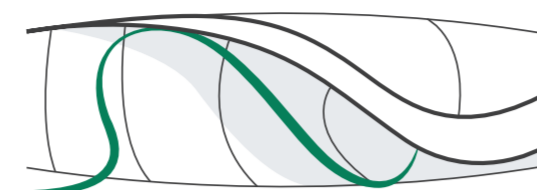
1



### RAKE

FIN CHARACTERISTICS  
DRAWN-OUT | DRIVE

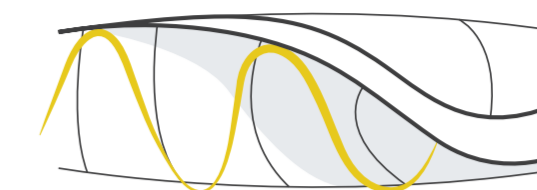
2



### NEUTRAL

FIN CHARACTERISTICS  
ALL-AROUND | VERSATILE

3



### PIVOT

FIN CHARACTERISTICS  
TIGHT-TURNS | QUICK

**R1 | RAKE - S**  
S: H4.25 | B: 8.40  
C: H4.25 | B: 8.40  
RN: 8.3  
AREA  
SIDE/CENTER  
14.22

**R1 | RAKE - M**  
S: H4.25 | B: 8.40  
C: H4.25 | B: 8.40  
RN: 8.9  
AREA  
SIDE/CENTER  
15.10

**R1 | RAKE - L**  
S: H4.25 | B: 8.40  
C: H4.25 | B: 8.40  
RN: 8.9  
AREA  
SIDE/CENTER  
15.90

**ANDO SIGNATURE**  
S: H4.50 | B: 8.40  
C: H4.50 | B: 8.40  
RN: 8.7  
AREA  
SIDE/CENTER  
15.50

**AM1 - M**  
S: H4.50 | B: 8.40  
C: H4.50 | B: 8.40  
RN: 6.2  
AREA  
SIDE  
14.84  
CENTER  
14.35

**AM2 - L**  
S: H4.75 | B: 8.40  
C: H4.75 | B: 8.40  
RN: 6.3  
AREA  
SIDE  
15.98  
CENTER  
15.32

**R3 | RAKE - XS**  
S: H4.50 | B: 8.40  
C: H4.50 | B: 8.40  
RN: 6.6  
AREA  
SIDE/CENTER  
13.24

**R4 | RAKE - S**  
S: H4.50 | B: 8.40  
C: H4.50 | B: 8.40  
RN: 6.4  
AREA  
SIDE/CENTER  
14.22

**R6 | RAKE - M**  
S: H4.50 | B: 8.40  
C: H4.50 | B: 8.40  
RN: 5.4  
AREA  
SIDE/CENTER  
15.12

**R4 | RAKE - L**  
S: H4.50 | B: 8.40  
C: H4.50 | B: 8.40  
RN: 6.4  
AREA  
SIDE/CENTER  
15.90

**AM3 - S**  
S: H4.38 | B: 8.40  
C: H4.38 | B: 8.40  
RN: 5.9  
AREA  
SIDE  
13.80  
CENTER  
13.55  
15.32

**AM1 - M**  
S: H4.50 | B: 8.40  
C: H4.50 | B: 8.40  
RN: 6.2  
AREA  
SIDE  
14.84  
CENTER  
14.35

**AM2 - L**  
S: H4.75 | B: 8.40  
C: H4.75 | B: 8.40  
RN: 6.3  
AREA  
SIDE  
15.98  
CENTER  
15.32

**DHD - M**  
S: H4.45 | B: 8.40  
C: H4.45 | B: 8.40  
RN: 5.9  
AREA  
SIDE  
14.37  
CENTER  
15.83

**JORDY - M**  
S: H4.45 | B: 8.40  
C: H4.45 | B: 8.40  
RN: 5.7  
AREA  
SIDE  
14.50  
CENTER  
15.92

**MAYHEM - S**  
S: H4.37 | B: 8.40  
C: H4.37 | B: 8.40  
RN: 5.0  
AREA  
SIDE  
13.92  
CENTER  
14.93  
15.98

**EA - M**  
S: H4.50 | B: 8.40  
C: H4.50 | B: 8.40  
RN: 3.1  
AREA  
SIDE/CENTER  
15.16

**AM1 - M**  
S: H4.50 | B: 8.40  
C: H4.50 | B: 8.40  
RN: 6.2  
AREA  
SIDE  
14.84  
CENTER  
14.35

**AM2 - L**  
S: H4.75 | B: 8.40  
C: H4.75 | B: 8.40  
RN: 6.3  
AREA  
SIDE  
15.98  
CENTER  
15.32

**JORDY - L**  
S: H4.45 | B: 8.40  
C: H4.45 | B: 8.40  
RN: 3.2  
AREA  
SIDE  
15.92  
CENTER  
15.29

**COFIN - M**  
S: H4.50 | B: 8.40  
C: H4.50 | B: 8.40  
RN: 3.4  
AREA  
SIDE  
15.25  
CENTER  
14.76

**EA - M**  
S: H4.50 | B: 8.40  
C: H4.50 | B: 8.40  
RN: 2.9  
AREA  
SIDE/CENTER  
15.16

**F1 | NEUTRAL - S**  
S: H4.25 | B: 8.40  
C: H4.25 | B: 8.40  
RN: 8.2  
AREA  
SIDE/CENTER  
14.22

**F6 | NEUTRAL - M**  
S: H4.50 | B: 8.40  
C: H4.50 | B: 8.40  
RN: 8.5  
AREA  
SIDE/CENTER  
15.12

**F1 | NEUTRAL - L**  
S: H4.50 | B: 8.40  
C: H4.50 | B: 8.40  
RN: 8.7  
AREA  
SIDE/CENTER  
15.90

**F2 | NEUTRAL - XS**  
S: H4.25 | B: 8.40  
C: H4.25 | B: 8.40  
RN: 6.4  
AREA  
SIDE/CENTER  
12.56

**F5 | NEUTRAL - S**  
S: H4.37 | B: 8.40  
C: H4.37 | B: 8.40  
RN: 5.3  
AREA  
SIDE/CENTER  
14.22

**F6 | NEUTRAL - M**  
S: H4.50 | B: 8.40  
C: H4.50 | B: 8.40  
RN: 5.3  
AREA  
SIDE/CENTER  
14.22

**F1 | NEUTRAL - L**  
S: H4.50 | B: 8.40  
C: H4.50 | B: 8.40  
RN: 5.3  
AREA  
SIDE/CENTER  
15.12

**JOHN JOHN FLORENCE - XS**  
S: H4.25 | B: 8.40  
C: H4.25 | B: 8.40  
RN: 5.9  
AREA  
SIDE  
13.00  
CENTER  
14.10

**JOHN JOHN FLORENCE - S**  
S: H4.37 | B: 8.40  
C: H4.37 | B: 8.40  
RN: 6.3  
AREA  
SIDE  
14.10  
CENTER  
14.98

**JOHN JOHN FLORENCE - M**  
S: H4.50 | B: 8.40  
C: H4.50 | B: 8.40  
RN: 6.3  
AREA  
SIDE  
14.50  
CENTER  
15.50

**VECTOR 3/2 - L**  
S: H4.50 | B: 8.40  
C: H4.50 | B: 8.40  
RN: 5.9  
AREA  
SIDE  
15.00  
CENTER  
16.00

**F3 | NEUTRAL - XS**  
S: H4.25 | B: 8.40  
C: H4.25 | B: 8.40  
RN: 6.4  
AREA  
SIDE/CENTER  
13.24

**F4 | NEUTRAL - S**  
S: H4.37 | B: 8.40  
C: H4.37 | B: 8.40  
RN: 5.3  
AREA  
SIDE/CENTER  
14.22

**F6 | NEUTRAL - M**  
S: H4.50 | B: 8.40  
C: H4.50 | B: 8.40  
RN: 5.3  
AREA  
SIDE/CENTER  
15.12

**F1 | NEUTRAL - L**  
S: H4.50 | B: 8.40  
C: H4.50 | B: 8.40  
RN: 5.9  
AREA  
SIDE/CENTER  
15.90

**JOHN JOHN - XS**  
S: H4.25 | B: 8.40  
C: H4.25 | B: 8.40  
RN: 5.4  
AREA  
SIDE/CENTER  
13.00

**PYZEL - M**  
S: H4.50 | B: 8.40  
C: H4.50 | B: 8.40  
RN: 6.3  
AREA  
SIDE/CENTER  
14.98

**TOKORO - M**  
S: H4.50 | B: 8.40  
C: H4.50 | B: 8.40  
RN: 6.4  
AREA  
SIDE  
14.65  
CENTER  
15.22

**SHARP EYE - M**  
S: H4.50 | B: 8.40  
C: H4.50 | B: 8.40  
RN: 6.1  
AREA  
SIDE/CENTER  
15.96

**PUKAS V2 - L**  
S: H4.50 | B: 8.40  
C: H4.50 | B: 8.40  
RN: 6.4  
AREA  
SIDE  
15.74  
CENTER  
15.74

**JOHN JOHN - S**  
S: H4.42 | B: 8.40  
C: H4.42 | B: 8.40  
RN: 3.8  
AREA  
SIDE/CENTER  
14.10

**JOHN JOHN - M**  
S: H4.50 | B: 8.40  
C: H4.50 | B: 8.40  
RN: 3.7  
AREA  
SIDE/CENTER  
14.98

**JOHN JOHN - L**  
S: H4.50 | B: 8.40  
C: H4.50 | B: 8.40  
RN: 3.4  
AREA  
SIDE/CENTER  
16.05

**DARK ARTS - L**  
S: H4.42 | B: 8.40  
C: H4.42 | B: 8.40  
RN: 3.8  
AREA  
SIDE  
15.37  
CENTER  
14.63

**GP3 - L**  
S: H4.66 | B: 8.40  
C: H4.66 | B: 8.40  
RN: 3.7  
AREA  
SIDE/CENTER  
15.50

**PRESTONE - L**  
S: H4.67 | B: 8.40  
C: H4.67 | B: 8.40  
RN: 3.5  
AREA  
SIDE/CENTER  
15.57

**PANCHO - L**  
S: H4.71 | B: 8.40  
C: H4.71 | B: 8.40  
RN: 3.8  
AREA  
SIDE/CENTER  
16.70

**F1 | NEUTRAL - S**  
S: H4.25 | B: 8.40  
C: H4.25 | B: 8.40  
RN: 8.2  
AREA  
SIDE/CENTER  
14.22

**F6 | NEUTRAL - M**  
S: H4.50 | B: 8.40  
C: H4.50 | B: 8.40  
RN: 8.5  
AREA  
SIDE/CENTER  
15.12

**F1 | NEUTRAL - L**  
S: H4.50 | B: 8.40  
C: H4.50 | B: 8.40  
RN: 8.7  
AREA  
SIDE/CENTER  
15.90

**F2 | NEUTRAL - XS**  
S: H4.25 | B: 8.40  
C: H4.25 | B: 8.40  
RN: 6.4  
AREA  
SIDE/CENTER  
12.56

**F5 | NEUTRAL - S**  
S: H4.37 | B: 8.40  
C: H4.37 | B: 8.40  
RN: 5.3  
AREA  
SIDE/CENTER  
14.22

**F6 | NEUTRAL - M**  
S: H4.50 | B: 8.40  
C: H4.50 | B: 8.40  
RN: 5.3  
AREA  
SIDE/CENTER  
14.22

**F1 | NEUTRAL - L**  
S: H4.50 | B: 8.40  
C: H4.50 | B: 8.40  
RN: 5.3  
AREA  
SIDE/CENTER  
15.12

**JOHN JOHN FLORENCE - XS**  
S: H4.25 | B: 8.40  
C: H4.25 | B: 8.40  
RN: 5.9  
AREA  
SIDE  
13.00  
CENTER  
14.10

**JOHN JOHN FLORENCE - S**  
S: H4.37 | B: 8.40  
C: H4.37 | B: 8.40  
RN: 6.3  
AREA  
SIDE  
14.10  
CENTER  
14.98

**JOHN JOHN FLORENCE - M**  
S: H4.50 | B: 8.40  
C: H4.50 | B: 8.40  
RN: 6.3  
AREA  
SIDE  
14.50  
CENTER  
15.50

**VECTOR 3/2 - L**  
S: H4.50 | B: 8.40  
C: H4.50 | B: 8.40  
RN: 5.9  
AREA  
SIDE  
15.00  
CENTER  
16.00

**F3 | NEUTRAL - XS**  
S: H4.25 | B: 8.40  
C: H4.25 | B: 8.40  
RN: 6.4  
AREA  
SIDE/CENTER  
13.24

**F4 | NEUTRAL - S**  
S: H4.37 | B: 8.40  
C: H4.37 | B: 8.40  
RN: 5.3  
AREA  
SIDE/CENTER  
14.22

**F6 | NEUTRAL - M**  
S: H4.50 | B: 8.40  
C: H4.50 | B: 8.40  
RN: 5.3  
AREA  
SIDE/CENTER  
15.12

**F1 | NEUTRAL - L**  
S: H4.50 | B: 8.40  
C: H4.50 | B: 8.40  
RN: 5.9  
AREA  
SIDE/CENTER  
15.90

**JOHN JOHN - XS**  
S: H4.25 | B: 8.40  
C: H4.25 | B: 8.40  
RN: 5.4  
AREA  
SIDE/CENTER  
13.00

**PYZEL - M**  
S: H4.50 | B: 8.40  
C: H4.50 | B: 8.40  
RN: 6.3  
AREA  
SIDE/CENTER  
14.98

**TOKORO - M**  
S: H4.50 | B: 8.40  
C: H4.50 | B: 8.40  
RN: 6.4  
AREA  
SIDE  
14.65  
CENTER  
15.22

**SHARP EYE - M**  
S: H4.50 | B: 8.40  
C: H4.50 | B: 8.40  
RN: 6.1  
AREA  
SIDE/CENTER  
15.96

**PUKAS V2 - L**  
S: H4.50 | B: 8.40  
C: H4.50 | B: 8.40  
RN: 6.4  
AREA  
SIDE  
15.74  
CENTER  
15.74

**JOHN JOHN - S**  
S: H4.42 | B: 8.40  
C: H4.42 | B: 8.40  
RN: 3.8  
AREA  
SIDE/CENTER  
14.10

**JOHN JOHN - M**  
S: H4.50 | B: 8.40  
C: H4.50 | B: 8.40  
RN: 3.7  
AREA  
SIDE/CENTER  
14.98

**JOHN JOHN - L**  
S: H4.50 | B: 8.40  
C: H4.50 | B: 8.40  
RN: 3.4  
AREA  
SIDE/CENTER  
16.05

**DARK ARTS - L**  
S: H4.42 | B: 8.40  
C: H4.42 | B: 8.40  
RN: 3.8  
AREA  
SIDE  
15.37  
CENTER  
14.63

**GP3 - L**  
S: H4.66 | B: 8.40  
C: H4.66 | B: 8.40  
RN: 3.7  
AREA  
SIDE/CENTER  
15.50

**PRESTONE - L**  
S: H4.67 | B: 8.40  
C: H4.67 | B: 8.40  
RN: 3.5  
AREA  
SIDE/CENTER  
15.57

**PANCHO - L**  
S: H4.71 | B: 8.40  
C: H4.71 | B: 8.40  
RN: 3.8  
AREA  
SIDE/CENTER  
16.70

**P1 | PIVOT - S**  
S: H4.50 | B: 8.40  
C: H4.22 | B: 8.40  
RN: 7.5  
AREA  
SIDE  
14.22  
CENTER  
13.22

**P6 | PIVOT - M**  
S: H4.50 | B: 8.40  
C: H4.35 | B: 8.40  
RN: 8.2  
AREA  
SIDE  
14.98  
CENTER  
14.05

**P8 | PIVOT - L**  
S: H4.50 | B: 8.40  
C: H4.46 | B: 8.40  
RN: 7.9  
AREA  
SIDE  
15.90  
CENTER  
14.77

**P1 | PIVOT - S**  
S: H4.50 | B: 8.40  
C: H4.22 | B: 8.40  
RN: 6.4  
AREA  
SIDE  
14.22  
CENTER  
13.22

**P6 | PIVOT - M**  
S: H4.50 | B: 8.40  
C: H4.35 | B: 8.40  
RN: 6.3  
AREA  
SIDE  
14.98  
CENTER  
14.05

**P8 | PIVOT - L**  
S: H4.50 | B: 8.40  
C: H4.46 | B: 8.40  
RN: 6.3  
AREA  
SIDE  
15.90  
CENTER  
14.77

**P1 | PIVOT - XS**  
S: H4.29 | B: 8.10  
C: H4.04 | B: 8.10  
RN: 6.3  
AREA  
SIDE  
13.24  
CENTER  
12.30

**P1 | PIVOT - S**  
S: H4.44 | B: 8.40  
C: H4.22 | B: 8.40  
RN: 6.7  
AREA  
SIDE  
14.22  
CENTER  
13.22

**P6 | PIVOT - M**  
S: H4.50 | B: 8.40  
C: H4.35 | B: 8.40  
RN: 6.5  
AREA  
SIDE  
14.98  
CENTER  
14.05

**P8 | PIVOT - L**  
S: H4.50 | B: 8.40  
C: H4.46 | B: 8.40  
RN: 6.9  
AREA  
SIDE  
15.90  
CENTER  
14.77

**TP1 - L**  
S: H4.62 | B: 8.40  
C: H4.62 | B: 8.40  
RN: 6.8  
AREA  
SIDE/CENTER  
15.27

**JOHN JOHN FLORENCE BIG WAVE**  
S: H4.39 | B: 8.25  
C: H4.18 | B: 8.03  
RN: 9.10  
AREA  
SIDE  
11.69  
REAR  
2.2

**BILLY KEMPER QUAD CONTROL SERIES**  
S: H4.09 | B: 8.85  
C: H4.94 | B: 8.65  
RN: 6.2  
AREA  
SIDE  
10.45  
REAR  
2.8

**LEGACY SERIES**  
**EA - L**  
S: H4.37 | B: 8.40  
C: H4.37 | B: 8.40  
RN: 5.1  
AREA  
SIDE  
10.73  
REAR  
5.1

**F6 - M**  
S: H4.50 | B: 8.40  
C: H4.50 | B: 8.40  
RN: 5.1  
AREA  
SIDE  
11.67  
REAR  
4.9

**F8 - L**  
S: H4.05 | B: 8.87  
C: H4.05 | B: 8.87  
RN: 5.4  
AREA  
SIDE  
12.56  
REAR  
5.4

**PADILLAC CONTROL SERIES**  
S: H4.01 | B: 8.30  
C: H4.01 | B: 8.30  
RN: 4.0  
AREA  
SIDE  
10.45  
REAR  
3.4

**EA CONTROL SERIES**  
S: H4.50 | B: 8.40  
C: H4.50 | B: 8.40  
RN: 4.0  
AREA  
SIDE  
14.50  
REAR  
3.0

**RASTA HONEYCOMB**  
S: H4.44 | B: 8.40  
C: H4.35 | B: 8.28  
RN: 7.7  
AREA  
SIDE  
11.72  
REAR  
7.7

**STRETCH HONEYCOMB**  
S: H4.34 | B: 8.40  
C: H4.34 | B: 8.40  
RN: 7.4  
AREA  
SIDE  
14.52  
REAR  
7.4

**CONTROLLER ALPHA HONEYCOMB**  
S: H4.50 | B: 8.05  
C: H4.50 | B: 8.05  
RN: 8.3  
AREA  
SIDE  
18.24  
REAR  
8.3

**MAYHEM-EVIL QUAD HONEYCOMB**  
S: H4.87 | B: 8.72  
C: H4.87 | B: 8.72  
RN: 6.8  
AREA  
SIDE  
19.34  
REAR  
6.8

**FLOW QUAD HONEYCOMB**  
S: H4.87 | B: 8.75  
C: H4.87 | B: 8.75  
RN: 5.6  
AREA  
SIDE  
20.63  
REAR  
5.6

**LEGACY SERIES**  
**EA - S**  
S: H4.37 | B: 8.40  
C: H4.37 | B: 8.40  
RN: 5.1  
AREA  
SIDE  
10.73  
REAR  
5.3

**EA - M**  
S: H4.50 | B: 8.40  
C: H4.50 | B: 8.40  
RN: 5.1  
AREA  
SIDE  
11.67  
REAR  
5.1

**EA - L**  
S: H4.05 | B: 8.87  
C: H4.05 | B: 8.87  
RN: 5.4  
AREA  
SIDE  
12.56  
REAR  
5.4

**ALPHA**  
**AM1 - M**  
S: H4.50 | B: 8.40  
C: H4.50 | B: 8.40  
RN: 6.2  
AREA  
SIDE  
14.22  
REAR  
6.4

**AM2 - L**  
S: H4.75 | B: 8.40  
C: H4.75 | B: 8.40  
RN: 6.3  
AREA  
SIDE  
15.12  
REAR  
6.9

**AM3 - S**  
S: H4.38 | B: 8.40  
C: H4.38 | B: 8.40  
RN: 5.9  
AREA  
SIDE  
13.80  
REAR  
5.8

**ALPHA VECTOR 3/2**  
**MEDIUM**  
S: H4.40 | B: 8.40  
C: H4.40 | B: 8.40  
RN: 6.2  
AREA  
SIDE  
11.25  
REAR  
11.25

**LARGE**  
S: H4.50 | B: 8.40  
C: H4.50 | B: 8.40  
RN: 6.2  
AREA  
SIDE  
11.25  
REAR  
11.25

**TECHFLEX**  
**AM1 - M**  
S: H4.50 | B: 8.40  
C: H4.50 | B: 8.40  
RN: 6.2  
AREA  
SIDE  
14.84  
REAR  
3.7

**AM2 - L**  
S: H4.75 | B: 8.40  
C: H4.75 | B: 8.40  
RN: 6.3  
AREA  
SIDE  
15.98  
REAR  
3.5

**AM3 - S**  
S: H4.38 | B: 8.40  
C: H4.38 | B: 8.40  
RN: 5.9  
AREA  
SIDE  
13.80  
REAR  
3.1

**MAYHEM 3.0 HONEYCOMB**  
**MEDIUM**  
S: H4.50 | B: 8.40  
C: H4.50 | B: 8.40  
RN: 5.4  
AREA  
SIDE  
11.62  
REAR  
5.4

**LARGE**  
S: H4.50 | B: 8.40  
C: H4.50 | B: 8.40  
RN: 5.4  
AREA  
SIDE  
11.62  
REAR  
5.1

**CHRISTENSON HONEYCOMB**  
S: H4.50 | B: 8.40  
C: H4.50 | B: 8.40  
RN: 5.9  
AREA  
SIDE  
15.16  
REAR  
5.9

**GERRY LOPEZ ALPHA**  
S: H4.50 | B: 8.40  
C: H4.50 | B: 8.40  
RN: 5.9  
AREA  
SIDE  
15.80  
REAR  
5.9

**TWOGGY STEER-UP - L CONTROL SERIES**  
S: H4.87 | B: 8.72  
C: H4.87 | B: 8.72  
RN: 3.4  
AREA  
SIDE  
15.30  
REAR  
3.4

**TWOGGY BIG WAVE - L CONTROL SERIES**  
S: H4.87 | B: 8.72  
C: H4.87 | B: 8.72  
RN: 2.7  
AREA  
SIDE  
16.30  
REAR  
2.7

**ALPHA**  
**QD2 - S**  
S: H4.05 | B: 8.87  
C: H4.05 | B: 8.87  
RN: 4.0  
AREA  
SIDE  
10.73  
REAR  
11.67

**ALPHA**  
**QD2 - M**  
S: H4.50 | B: 8.40  
C: H4.50 | B: 8.40  
RN: 4.0  
AREA  
SIDE  
10.73  
REAR  
11.67

**ALPHA**  
**QD2 - L**  
S: H4.05 | B: 8.87  
C: H4.05 | B: 8.87  
RN: 4.0  
AREA  
SIDE  
10.73  
REAR  
11.67

**ALPHA VECTOR 3/2**  
**QD2 - S**  
S: H4.05 | B: 8.87  
C: H4.05 | B: 8.87  
RN: 4.0  
AREA  
SIDE  
10.73  
REAR  
11.67

**ALPHA**  
**QD2 - M**  
S: H4.50 | B: 8.40  
C: H4.50 | B: 8.40  
RN: 4.0  
AREA  
SIDE  
10.73  
REAR  
11.67

**ALPHA**  
**QD2 - L**  
S: H4.05 | B: 8.87  
C: H4.05 | B: 8.87  
RN: 4.0  
AREA  
SIDE  
10.73  
REAR  
11.67

**NEUTRAL HONEYCOMB**  
**QD2 - S**  
S: H4.05 | B: 8.87  
C: H4.05 | B: 8.87  
RN: 4.0  
AREA  
SIDE  
10.73  
REAR  
11.67

**NEUTRAL HONEYCOMB**  
**QD2 - M**  
S: H4.50 | B: 8.40  
C: H4.50 | B: 8.40  
RN: 4.0  
AREA  
SIDE  
10.73  
REAR  
11.67

**NEUTRAL HONEYCOMB**  
**QD2 - L**  
S: H4.05 | B: 8.87  
C: H4.05 | B: 8.87  
RN: 4.0  
AREA  
SIDE  
10.73  
REAR  
11.67

**AKELA | TWIN GLASS**  
S: H3.80 | B: 8.40  
C: H3.80 | B: 8.40  
RN: 6.5  
AREA  
SIDE  
19.10  
FLAT

**T2 | TWIN GLASS**  
S: H3.71 | B: 8.40  
C: H3.71 | B: 8.40  
RN: 5.9  
AREA  
SIDE  
19.48  
FLAT

**ZACK FLORES | TWIN GLASS**  
S: H3.46 | B: 8.83  
C: H3.46 | B: 8.83  
RN: 4.4  
AREA  
SIDE  
19.58  
FLAT

**CHRISTENSON | TWIN GLASS**  
S: H3.46 | B: 8.40  
C: H3.46 | B: 8.40  
RN: 3.7  
AREA  
SIDE  
20.34  
FLAT

**PYZEL BOBCAT | TWIN GLASS**  
S: H3.50 | B: 8.40  
C: H3.50 | B: 8.40