



bajadesigns®
The Scientists of Lighting

Can-Am X3 S1 Headlight Kit 44-7074, 44-7075



185 Bosstick Boulevard • San Marcos • CA • 92069

Phone 760-560-2252 • Fax 760-560-0383

info@bajadesigns.com • www.bajadesigns.com



baja designs[®]
The Scientists of Lighting

LIMITED LIFETIME WARRANTY

Baja Designs proudly offers a LIFETIME WARRANTY against manufacturer's defect on all the products that we manufacture.

These are comprehensive warranties; other than the exclusions below – you're covered. If your LED or HID bulb burns out, you're covered. Additionally, cutting off our connector or changing your lenses does not automatically void your warranty.

Exclusions:

Installation errors, abuse, misuse or crash damage. You must be the original owner of the product and can supply proof of purchase.

Baja Designs manufactures its own products as well as resells products manufactured by others. Baja Designs makes no express or implied warranties on products not manufactured by Baja Designs including without limitation any warranties or merchantability and fitness for a purpose. We will, however, pass on all warranties made by the manufacturer, who has sole responsibility for performing such warranties.

Baja Designs will pay the freight if your product is less than 90 days old, otherwise defective products must be returned to Baja Designs, Inc., freight prepaid. At our option, we will repair or replace items in question and return them at no charge. If the identical product is no longer available, we will replace with a similar product of equal value. Baja Designs Inc. will not be responsible for any indirect or consequential damages in connection with defective merchandise.

Items purchased through a Baja Designs authorized dealer must be returned through the dealer. Only available on LED auxiliary lights and product must be in sellable condition at MSRP. Product that has been damaged in any way after the original purchase date will be excluded from this guarantee.

Indemnification:




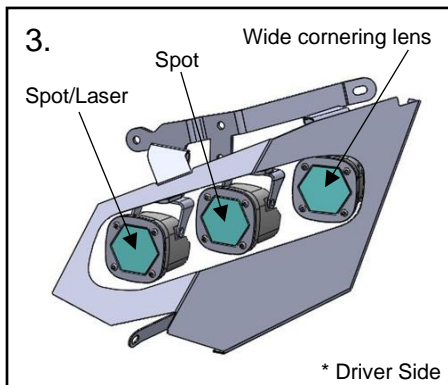
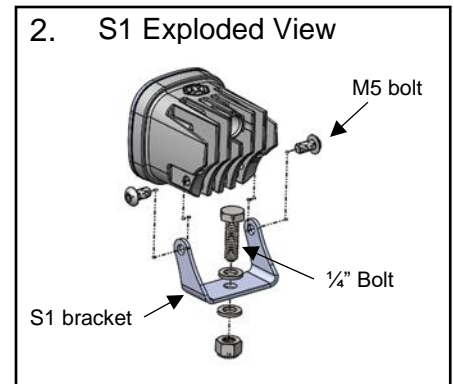
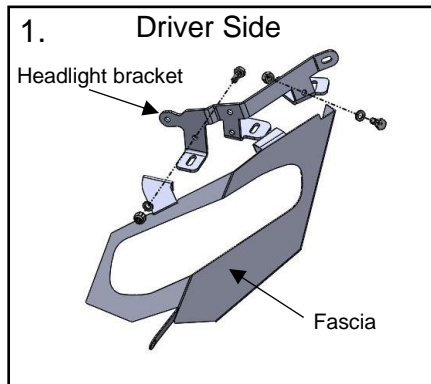
Buyer hereby acknowledges off-roading, racing and driving at night are dangerous activities and that the products and/or supplies purchased from Baja Designs are used in an inherently dangerous activity that may endanger life and limb; and in no event shall the seller, or seller's heirs and assigns, be held liable for consequential damages, nor shall seller's liability on any claim for damages arising out of or connected with the sale, delivery, or use of purchased products and/or supplies exceed the purchase price of the products and/or supplies

Can-Am X3 S1 Headlight Kit

Tools Required

- 7/16" wrench
- 7/16" Socket wrench
- 3mm Allen wrench
- T20 Torx Bit
- 7mm Socket wrench

1. Using the 7/16" wrench and socket, attach the fascia to the headlight bracket with the provided 1/4" hardware.
2. With the 3mm Allen wrench, attach the S1 brackets to the lights with the hardware from the S1 part bags (Orientation shown on the right).
3. With the 7/16" wrench and socket, install the lights onto the headlight brackets.
4. With the T20 Torx bit, remove the starred screw that holds on the reflector from behind the plastic. Save it for later.
5. Remove the two T20 torx bolts and one 7mm hex head bolt in the circled locations to remove the OEM headlight (**Not the studs**).
6. Remove the last T20 bolt circled. Mount the Baja Designs headlight assembly into the circled locations with the T20 and 7mm bolts.
7. Replace the T20 bolt from step 4 through the fascia and into the reflector. Tighten.
8. Attach the OEM adapter harnesses and tie up excess wires out of the way. Connector A will attach to the inner light, connector B will attach to the middle light, and C will attach to the outer light. Repeat steps 1-7 for the opposite side.



Re-torque all the fasteners after 100 miles.

Your install is now complete! Thank you for choosing Baja Designs.