

DOWNTOWN SKELETON AUTOMATIC

INSTRUCTION MANUAL

CORNAVIN
SWISS MADE



CONTENTS

1. WELCOME TO TEAM CORNAVIN
2. OUR HISTORY
3. IMPORTANT RECOMMENDATIONS
4. VISUAL INSTRUCTION
5. WARRANTY
6. ACCURACY & PRECISION TOLERANCES
7. CONTACT



CONTACT

CORNAVIN WATCH COMPANY AG
LÖWENSTRASSE 25
8001 ZÜRICH
SWITZERLAND

INFO@CORNAVIN-WATCHES.CH
CORNAVIN-WATCHES.CH

ACCURACY & PRECISION TOLERANCES

The motion of your wrist makes the rotor (oscillating weight or mass) turn and thereby winding up the mainspring of the watch movement. Your daily activity in life itself is sufficient to wind up the automatic movement of your Cornavin watch. The watch will run continually even after it's removed at night. However, if not worn for over 40 hours the movement will stop and you have to make it work again by manually winding it: Turn the crown clockwise about 20 times, then set the time.

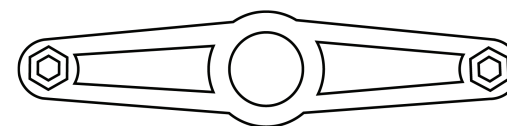
Mechanical watches measure the time reliably and accurately. However, the accuracy rate of a mechanical watch depends on the type of movement used, on the wearers habit and temperature fluctuations. The daily rate variation is within a tolerance range of -15 to +30 seconds per day for watches which are not certified chronometers.

If your watch is not keeping the time within those limits, it can be set by any authorized Cornavin service center. During the warranty period this service is free of charge.

WELCOME

Welcome to Team Cornavin and congratulations on purchasing your new automatic Swiss made timepiece.

We want to make sure you enjoy wearing your Cornavin for a long time. Therefore, we recommend that you carefully read this manual and follow the advice provided.



OUR HISTORY



Vintage Postcard of Place de Cornavin in Geneva

Cornavin has been part of Swiss watchmaking history since its foundation in 1922. The brand was founded in Geneva and was named after the city's central district. Quality, reliability and precision have always been the most important standards for us. With a passion for details, Cornavin creates aesthetic, hand-assembled Swiss Made watches.

Today, the Cornavin head office is located in Zurich where the family-owned company is continuously striving to offer exclusive and affordable timepieces to watch enthusiasts around the world.

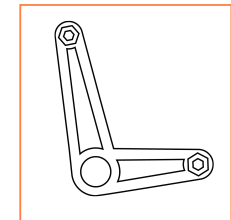
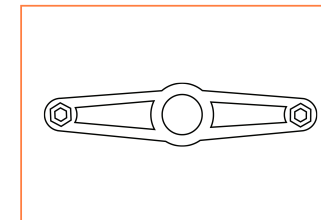
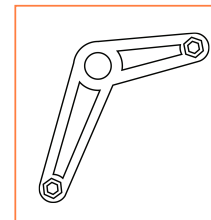
Outstanding design, combined with high-quality watchmaking is what makes up the Cornavin DNA. Since its foundation, Cornavin has made great effort to create eye-catching, Swiss Made timepieces with a highly recognizable design. Our patented case designs are created with a passion for details.

WARRANTY

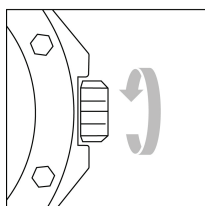
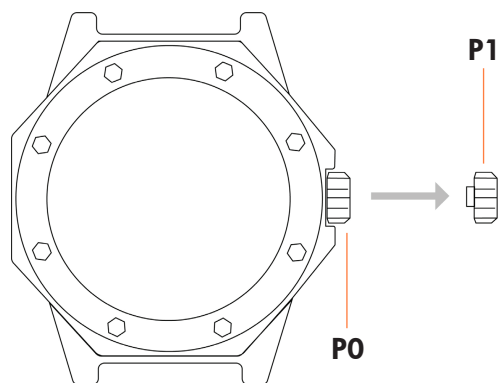
Your Cornavin watch is covered by our international warranty for 2 years effective from the date of purchase. Terms and conditions apply. The warranty covers against all manufacturing defects. It excludes straps, bracelets, sapphire crystal, battery and damages caused by third parties.

Only fully completed and dated warranty cards stamped by an official Cornavin retailer can be accepted.

If your watch needs attention, make sure to contact an official Cornavin retailer to guarantee service according to our standards.

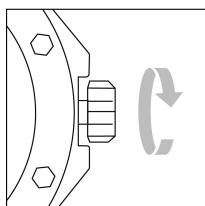


VISUAL INSTRUCTION



P0: WIND MANUALLY


In position P0, the crown is pushed down against the case. Always keep it that way to effectively protect the movement against water or other foreign ingress. To manually wind your watch, you have to turn the crown around 20 times clockwise until you feel a slight resistance. Your watch is now sufficiently wound to keep powered up automatically as long as you wear it.



P1: SET TIME

Starting from P0, gently pull the crown out to P1. Set the time by turning the crown counterclockwise. Then gently push the crown back into P0.

OUR HISTORY



Vintage Advertisement from 1956

In the world of Cornavin, Swiss Made plays an important role. All Cornavin timepieces are hand-assembled in Switzerland and made from the highest quality materials. To provide such high quality, each watch is controlled and checked throughout its production. The Swiss watch industry, rich in tradition, has faced and has overcome challenges. Cornavin is proud to be part of that history today.

Only official Cornavin retailers are allowed to sell and service our watches. They guarantee the authenticity of each Cornavin timepiece and provide you with the best possible consultation when it comes to choosing your Cornavin.



Vintage CORNAVIN logo



IMPORTANT RECOMMENDATIONS

1. Never shake your self-winding watch to get it started. The movement can be damaged in the process.
2. Before you start wearing your Cornavin Automatic Watch you will need to wind it manually. Pull the crown into position 1 and turn the crown clockwise about 20 times. Then set the time. See page 7 for visual instructions.
3. Avoid Magnetic Fields and do not place your watch in their vicinity. Magnetic fields can derive from sources such as mobile phones, tablets, laptops as well as other electromagnetic appliances.
4. Always make sure the crown of your watch is pushed down fully to prevent moisture from entering your watch.
5. Everyday wear and ageing of seals can affect the water-resistance of your watch and it can therefore not be guaranteed over time. We recommend having the water-resistant seals of your watch tested once a year by an authorized Cornavin service center.



IMPORTANT RECOMMENDATIONS

6. Protect your watch against sudden temperature changes or extreme temperatures (above 60C/140F and below 0C/32F).
7. Avoid bringing your watch in contact with any chemical products which may damage the case, seals or strap. (Perfume, cosmetics, solvents, detergents etc.)
8. Avoid shocks or impacts to your watch. In the case of a violent impact please have your watch checked by an authorized Cornavin service center.
9. Clean your watch regularly, and anytime it has been immersed in salt water. Use lukewarm, soapy water then dry with a soft cloth.
10. Your Cornavin watch needs maintenance from time to time. We recommend that you have your watch checked and possibly serviced every 3 to 4 years. However, the need for maintenance depends on personal usage, climate and how well you look after your watch. To ensure the highest standards of servicing, please contact an approved Cornavin service center or hand it to an official Cornavin retailer.