










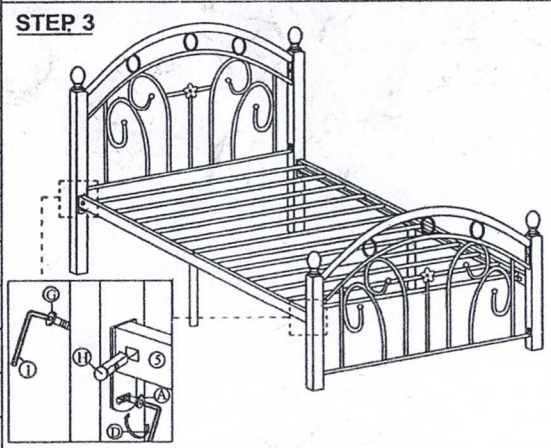
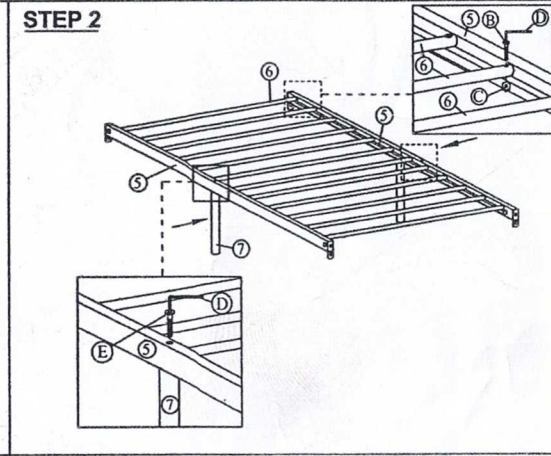
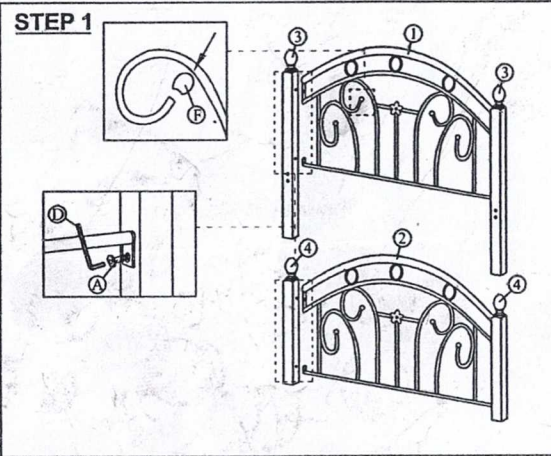
ASSEMBLY INSTRUCTION

MODEL : MOJITO KING SINGLE BED (1060 X 2030MM)

Before you being, Please follow Assembly Instruction carefully. Then follow them step by step.

PART LIST		
NO	DESCRIPTION	QTY
1	HeadBoard	1pc
2	FootBoard	1pc
3	Wood Post (Long)	2pcs
4	Wood Post (Short)	2pcs
5	Base Side Rail	2pcs
6	Base Center Slat	14pcs
7	Support Leg	2pcs

HARDWARE LIST		
NO	DESCRIPTION	QTY
A	JCBC M6 x 25mm 	12pcs
B	JCBC M6 x 40mm 	28pcs
C	M6 Hex Nut 	28pcs
D	M4 Allen Key 	1pc
E	JCBC M6 x 55mm 	2pcs
F	Plastic Cap 	8pcs
G	JCBB M8 x 100mm 	4pcs
H	M8 SN Nut 	4pcs
I	M5 Allen Key 	1pc




ASSISTMENT INSTRUCTION


Before you start please follow the following instructions carefully:

NO.	DESCRIPTION	QTY
1	WOODEN BOARD	100
2	WOODEN BOARD	100
3	WOODEN BOARD	100
4	WOODEN BOARD	100
5	WOODEN BOARD	100
6	WOODEN BOARD	100
7	WOODEN BOARD	100
8	WOODEN BOARD	100
9	WOODEN BOARD	100
10	WOODEN BOARD	100


STEP 1




STEP 2



STEP 3



NO.	DESCRIPTION	QTY
1	WOODEN BOARD	100
2	WOODEN BOARD	100
3	WOODEN BOARD	100
4	WOODEN BOARD	100
5	WOODEN BOARD	100
6	WOODEN BOARD	100
7	WOODEN BOARD	100
8	WOODEN BOARD	100
9	WOODEN BOARD	100
10	WOODEN BOARD	100



TOTAL QTY