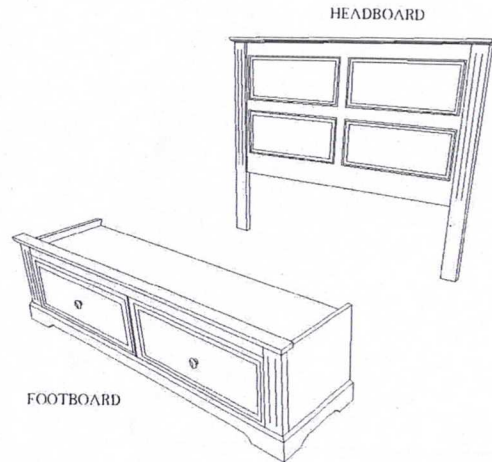


# ASSEMBLY INSTRUCTION

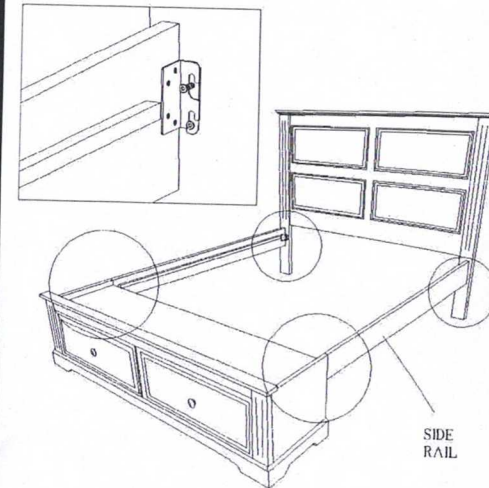
## TUDOR BED (QUEEN)

NO	HARDWARE LIST	QTY
1	SCREW M3.5 X 32MM 	25 PCS
2	JCBC M6 X 60MM 	3 PCS
3	BARREL NUT 	3 PCS
4	WOOD DOWEL 10 X 30MM 	3 PCS
5	ALLEN KEY M4 	1 PCS
6	ALLEN KEY M5 	1 PCS

Please follow this assembly instruction step by step

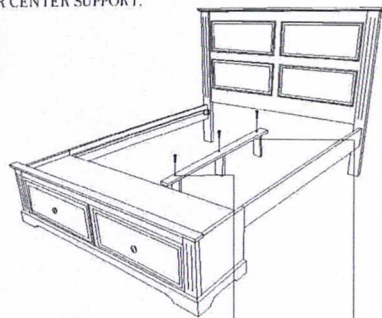


### STEP 1



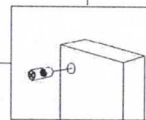
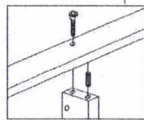
### STEP 2

\*NOTE : PLEASE REFER ASSEMBLY INTRUCTION FOR CENTER SUPPORT.



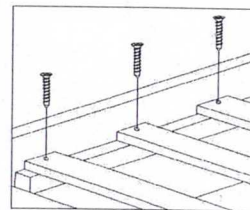
JCBC M6 X 60MM

WOOD DOWEL  
10 X 30MM



BARREL NUT

### STEP 3



SCREW M3.5 X 32MM



COMPLETE








TABLE OF MATERIALS

NO.	DESCRIPTION	QUANTITY	REMARKS
1	WOODEN PLANKS	1000	
2	WOODEN BEAMS	500	
3	WOODEN JOISTS	200	
4	WOODEN STUDS	100	
5	WOODEN BRACKETS	50	
6	WOODEN SCREWS	1000	
7	WOODEN NAILS	500	
8	WOODEN SHIMS	100	
9	WOODEN TRIM	50	
10	WOODEN ROOFING	100	



ASSEMBLY INSTRUCTIONS